

# PRICE LIST

Revised 2019

MADE IN USA

# CHARLES ALAN

## Welcome to Charles Alan Incorporated

Since 1998, Charles Alan has built a reputation manufacturing exceptional products for the contract furniture market. Driven by passion to engineer the highest quality furniture, Charles Alan has been able to capture national attention by providing solutions to a contract environment that is continuously evolving. The ability to refocus and adapt has allowed Charles Alan to become a recognized leader in the industry. Charles Alan Incorporated is a HUB Certified, Woman-Owned company that manufactures all furniture in the USA.

Margaret Sevadjian  
CEO | President  
Charles Alan Incorporated

### Table of Contents

Conditions of Sale	2
Finish Options	4
Upholstery Options	5
Custom Capabilities	7
Shipping	8
Quick Ship	10
Lounge	12
Pull Ups	51
Barstools	66
Benches	77
Booths & Banquettes	85
Tables	88
Healthcare	114

### Sustainability

Charles Alan is helping to create environmentally friendly spaces by partnering with many trend setting suppliers that share our desire to minimize the impact on the built environment. Incorporating solutions such as; "Earth-Cell" foams made from a variety of renewable resources including soy, as well as water based finishes which greatly reduce VOC's. We additionally utilize suppliers of veneers and wood products which are FSC (Forest Stewardship Council) certified. A certified chain of custody suppliers have been harnessed to complete our goal to offer ecologically friendly products. From blanket wrapping consolidated shipments within a 500 mile radius, to extending the foreseeable lifecycle of products all avenues from design, development, and installation are available. If you are applying for LEED credits please contact us early in development so that we might help to target the checklist and credits.

### Construction Information

Over the years Charles Alan has been able to incorporate multiple applications for constructing solid, commercial grade furniture. Through consistent improvement in engineering, a transformation from solely using double dowel construction to the advanced mortise and tenon construction has separated Charles Alan from other manufacturers. This change has not only allowed the manufacturing process to speed up, which in turn keeps costs down, but has defined our furniture and company as a front runner for commercial applications. CNC capabilities have produced modern dovetail construction for hardwoods along with frame members for upholstery that are routed within two-thousandths of an inch tolerance. All pieces are secured secondarily using multiple applications, which may include dowels, wood screws, hanger bolts and | or corner blocks for additional strength. Half-lap joints and stub-tenoning have also allowed Charles Alan to extend with confidence a five (5) year warranty. Raw materials are selected specifically for the application and demand of our customers including kiln dried, select hard maple for exposed wood applications. In addition to these advancements, many products reflect

# CHARLES ALAN

modular construction, making repair in the field easier and less costly for customers.

## Stated Sizes and Dimensions

The dimensions published in this price list and on catalog sheets are approximate, plus or minus one inch, and will vary depending on cover. Please note on your purchase order if a unit must fit within a specific space.

## CONDITIONS OF SALE

### Orders

Orders received via fax, e-mail or mail:

FAX	817.922.9854
EMAIL	customerservice@charlesalaninc.com
MAIL	Charles Alan Incorporated Attn: Customer Service 3446 May Street Fort Worth, TX 76110

### Terms & Conditions

Terms for open accounts with standard product orders are NET 30. Orders for customers without an account will require a 50% deposit before the order is processed, and remaining balance due prior to shipping. In order to open an account, a credit application must be completed and turned into Charles Alan for assessment. Open accounts not paid within 30 days will be subject to a 1.5% finance charge per month (18% Annual). Failure to pay this fee will result in immediate change of terms to 50% down, balance due prior to shipping. All orders containing any customization will require a 50% deposit prior to the order being processed.

### Acknowledgements

Every order is reviewed and acknowledged by Charles Alan. Acknowledgements will be made once the order

check list has been completed and turned into Customer Service for review. Customers should check the acknowledgement thoroughly for accuracy and immediately notify Charles Alan of any discrepancies. This document represents the final written agreement between Charles Alan and the customer, superseding all previous communications regarding the order.

### Pricing

Unless otherwise specified, all prices are quoted at list, FOB Origin. Prices do not include storage, cartoning, freight surcharges, taxes, or installation. **Charles Alan reserves the right to change prices without notice.**

### Credit Cards

Charles Alan Incorporated accepts payment by check or the following credit cards: Visa, MasterCard, Discover and American Express. A 3.5% fee will be added to all credit card orders.

### Order Changes

All order change requests must be in writing. Changes to orders may result in rescheduling of ship date. Expenses incurred due to changes will be charged to the customer. Custom design and special finish orders are not subject to revision after acknowledgement.

### Returns

All Charles Alan products are made to order, and therefore no restocking or returns will be authorized.

### Cancellations

All order cancellation requests must be in writing and approved by Charles Alan. Requests approved for cancellation will be subject to a service fee of \$100 NET in addition to a percentage-based fee to cover work-in-process.

### Design Rights

All products and designs displayed in Charles Alan catalogs, pricelists, literature and web pages are strictly the property of Charles Alan, Inc. Rights to manufacture these products reside solely with Charles Alan, Inc. Any kind of reproduction of this property without written consent will be a violation of these rights and pursued with legal action.

# CHARLES ALAN

## Warranty

Subject to limitations set forth below, Charles Alan warrants to the original purchaser all products in this price list to be free from defects in material and workmanship for 5 years of normal commercial, single shift service from the date of shipment. This warranty applies only to products sold and installed by an authorized Charles Alan dealer or agent, and does not apply to defects in components manufactured by others such as upholstery material, casters etc. The warranty specifically excludes freight damage and damage due to misuse, alteration, negligence, abuse, accident or normal wear. This warranty does not cover grain or wood texture due to natural variations over which Charles Alan has no control. Customer's Own Material and the suitability of that material is also expressly excluded from this warranty. It is understood and agreed that the buyer's exclusive remedy for any and all losses or damages covered by this warranty shall be the repair or replacement of defective parts. Repair or replacement shall be at the exclusive decision of Charles Alan Incorporated.

## FINISH OPTIONS

### Standard Finishes

Charles Alan offers 11 standard finishes as listed below. The standard sealer and topcoat is a two-part conversion varnish selected for properties of durability, and resistance against water and chemical damage.

**Note all finishes applied to Maple wood.** Finishes are mixed prior to application, however individual items with the same finish may vary in tone and character due to natural variations in grain and texture.

Wood finish **must be** specified on all orders. No guarantees can be made as to exact match.

Standard Finishes	
31	Clear Oak
36	Royal Cherry
37	Golden Cherry
38	Natural Cherry
310	Natural Walnut
311	Gunstock Walnut
312	Natural Maple
313	Minker Orange
314	Grand Mahogany
315	Espresso
713	Ebony

### Healthcare Anti-Microbial Finish

All exposed hardwoods of Charles Alan healthcare products are finished with an anti-microbial polyurethane sealer and topcoat. Which meet or exceed AWI standard rating for 2 component urethanes and are VOC & HAPS compliant with ASTM documentation upon request. All upholstered patient chair wood components are sealed with our standard finish to build in an additional moisture resistant barrier. Internal frame members of the healthcare lines are sealed to form a moisture resistant finish. This finish regiment is available to any standard product at a 10% NET up-charge.

### Custom Finishes

Charles Alan welcomes the opportunity to match customer's own finish. Once a sample has been submitted, Charles Alan will mix the custom finish to match and send out for approval. A one-time charge of \$150 NET will be added to the invoice for custom mixing of an individual finish in addition to \$25 NET per unit applied. Customers requesting a previously mixed and approved custom finish will only incur the additional cost of \$25 NET per unit. All custom finishes will require approval in writing before production begins.

# CHARLES ALAN

## Wood Finishes

Wood samples consisting of the 11 standard finishes will be made available upon request. Each sample is carefully selected to represent the wood and finish of choice. Because wood is a natural material with variation in color, grain and texture, finished products may differ slightly from the sample provided. An exact match cannot be guaranteed. Exposure to light, heat, and other environmental conditions may affect a sample's color and sheen over time. To help guard against this, please ensure the sample in reference has been in circulation no longer than (12) months from the issue date.

## UPHOLSTERY OPTIONS

### Customer's Own Material

Please mark all COM & COL material with the following:

- 1 Buyer's Name
- 2 Client's Name
- 3 Charles Alan Sales Order #
- 4 Product Number & Quantity
- 5 Buyer's Purchase Order #
- 6 Fabric Pattern and Number
- 7 Direction of Application – **Railroad (RR) standard unless stated "Up The Roll"**

\* Add 5% to LIST for using more than one (1) fabric

\*\* It is very helpful to send a sample of the fabric with your Purchase Order.

COM yardage requirements shown in the price list are for plain 54 inch Railroaded material. For 54 inch material with a pattern repeat, increase the COM yardage requirements by the factor shown in the table below. For geometric patterns, or other fabrics with repeats in both directions add the vertical and horizontal repeats and use the chart below.

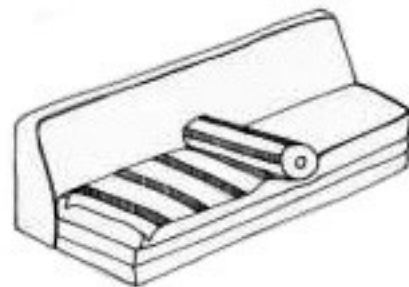
Fabric Repeat	Increase COM By:
5" & Under	10%
6" – 10"	15%
11" – 15"	20%
16" – 21"	25%
22" – 28"	28%
29" & Over	30%

For material less than 54" wide, use the following table:

Fabric Width	Increase COM By:
52"	7%
50"	10%
48"	15%
45"	25%
36"	50%

Charles Alan reserves the right to reject a fabric or leather deemed unsuitable for the application intended. COL requirements are shown in square feet and are based on hides that average a minimum of 40 useable square feet each. Increase COL footage requirements by 15% when using hides smaller than 40 useable square feet.

COM & COL material will be applied at our discretion unless specific instructions accompany the order. Normally without instructions requesting otherwise, fabric will be railroaded as shown below:



Orders with Customer's Own Material will not begin production until ALL materials for the order are

# CHARLES ALAN

received, unless a split-ship request has been authorized. Charles Alan is not responsible for fabric issues on COM whether it is a manufacturer's defect, or visual discrepancies within rolls of material, or between different dye lots from which the material is pulled. Customers are responsible for supplying the recommended amounts of material as stated in the reference tables.

## Charles Alan | Spinneybeck Leather Program

Charles Alan and Spinneybeck have joined together to offer a leather program that achieves customer satisfaction through a commitment to excellence.

Spinneybeck Vicenza Leather is now available in all standard colors as a graded option. Memo samples are available Next Day free of charge by contacting Spinneybeck at 1.800.482.7777. All other Spinneybeck leathers as well as custom colors are also available. Contact Charles Alan customer service for details and pricing.

## Tailoring

Fabrics are accurately matched and positioned according to the pattern repeats and nap direction. **Unless otherwise noted, materials are applied RR (railroad laying the material out horizontally vs. up the roll).** Fabric repeats are carried through multiple units to produce identical chairs.

## Cushions

All of our seat cushions are made from high resiliency, urethane foam wrapped in polyester fiber. You can select soft, standard, or extra firm.

Soft cushions tend to be softer and rounder, which tends to give a piece a more casual look and feel. Unless otherwise specified standard foam will be used on all cushions and back pillows. Firm foam offers more structure and firmness.

Vinyl and leather cushions have fabric zipper bands or vents in zipper bands to facilitate air escape. Loose seat or back cushions can be affixed by means of chrome clips which snap to belts sewn to cushions. Add \$53 list per cushion.

## Moisture Barrier

A moisture barrier is available at \$35.00 NET per linear yard on all Charles Alan product. Typical of our moisture barrier process is to double upholster the seat top and in-back with moisture barrier sewn into the fabric construction. While these barriers protect an upholstered core, they do not protect the cover fabric from stain. This barrier should not be used with fabrics that have been previously laminated or have inherent anti-microbial characteristics; i.e. Cryptons™. Contact customer service for yardage requirements and scope of application. Moisture barriers do affect the flammability of product and should not be used in areas requiring Cal 133 flame resistance procedures.

## Contrasting Fabric | Welt

There is a 5% NET up-charge for contrasting fabric & welt on all Charles Alan upholstered furniture. Contact customer service for the yardage requirements. For graded fabrics use the highest grade for pricing.

## CAL 117 & CAL 133

While Charles Alan makes no claim of flammability of COM(s) or COL(s) all upholstered filling components meet California Bureau of Home Furnishing Technical Bulletin 117 at no up charge and tagged with a law label attached to the dust cover or bottom of each upholstered unit.

## Cal 133 Certification

An up charge of \$990 NET per unit in addition to the cost of the unit and any COM(s) | COL(s) is required for each unit to be sent to an independent laboratory for the test burn. If having passed the test an up charge of \$35.00 NET per yard x the total yardage per unit covers the cost of double upholstery with a fire barrier sewn with Kevlar™ thread. Cal 133 Certification is a full-scale burn test that requires that you test every combination of fabric on every piece to be installed. Please allow six weeks for testing.

## Cal 133 Compliance

By ordering product Cal 133 compliant Charles Alan Inc. has not been directed to perform any testing. Our product is built to the known industry standards to reduce the flammability of upholstered product

incorporating CM (combustion modified) FPF (flexible polyurethane foams) double upholstery with furniture fire barrier blocking material sewn with Kevlar™ thread. An up charge of \$35.00 NET per yard x total yardage per piece builds in redundant layers of flame resistant technology.

## CUSTOM CAPABILITIES

We at Charles Alan embrace customization and hope to work with the customer to realize most needs. Our in-house design staff can help implement small changes to standard product to conversely complete 3-D digital modeling of customized large scale projects. Please contact customer service to discuss scope of change or project. Allow 48hrs for custom pricing response after receipt of all specifications, drawings, quantities for economies of scale and any other information deemed of value for pricing purposes at which time we will deliver to you a written quote at no charge. We will work closely to turn a custom quote in the minimal timeframe however material sourcing and availability as well as the nomenclature of specific marbles and granites are but just a few examples of the criteria used to develop thorough and accurate costs. Custom orders require a 50% deposit regardless of customer credit worthiness. The deposit must be in hand before production of shop drawings and release to production. Once custom items have received proper sign off(s) no changes or cancellations will be accepted.

### Power / Data Options

With the demand for power and charging capabilities on the rise, Charles Alan provides solutions to address these needs ranging from stand-alone, portable units to flush-mounted options on table surfaces or soft sided seating. The surface mount solutions allow users to mix and match power, USB charging and data. The flexible design can be mounted horizontally, vertically or face up in surfaces. Power and charging solutions are available as plug and go or hardwired.

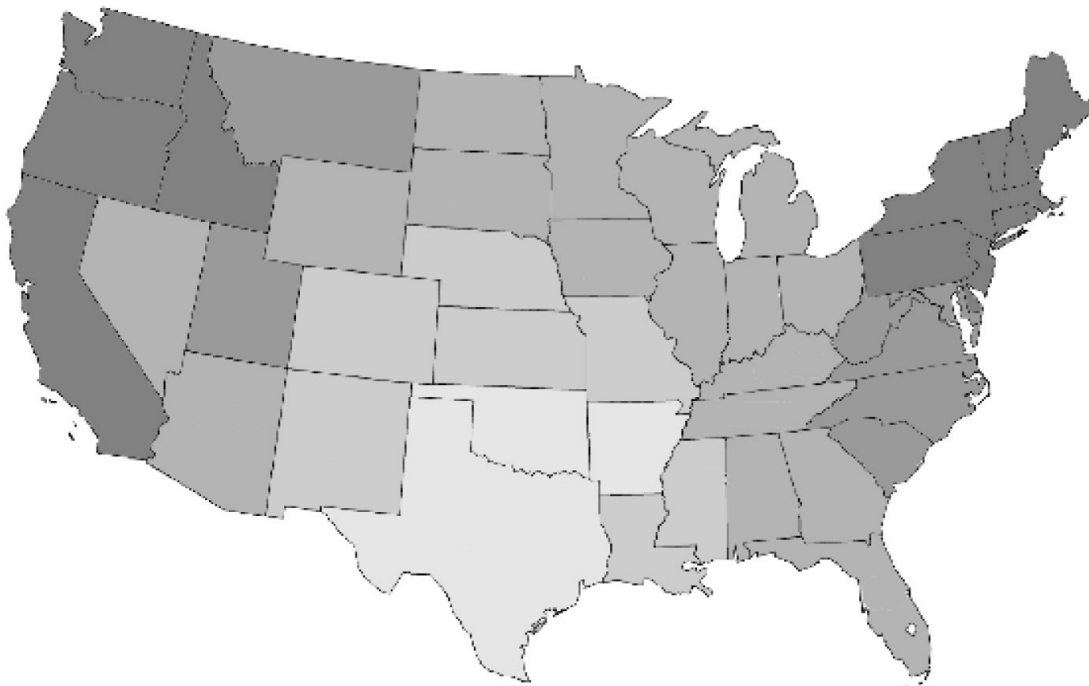
Please contact customer service for information on price, configurations, sizes and finishes.

# CHARLES ALAN

## SHIPPING

The Price List includes several changes in format including the removal of shipping cost from the product list price. Zone pricing will now be added to the order as a separate line item. **(Shown as % of LIST)**

Zone 1 – 6%	Zone 2 – 7%	Zone 3 – 8%	Zone 4 – 9%	Zone 5 – 10%
Arkansas	Colorado	Alabama	Maryland	California
Oklahoma	Kansas	Arizona	Montana	Connecticut
Texas	Louisiana	Florida	North Carolina	Delaware
	Mississippi	Georgia	South Carolina	District of Columbia
	Missouri	Iowa	Utah	Idaho
	Nebraska	Illinois	Virginia	Maine
	New Mexico	Indiana	West Virginia	Massachusetts
		Kentucky		New Hampshire
		Michigan		New Jersey
		Minnesota		New York
		Nevada		Oregon
		North Dakota		Pennsylvania
		Ohio		Rhode Island
		South Dakota		Washington
		Tennessee		Vermont
		Wisconsin		



\* For customers in Hawaii, Alaska & Puerto Rico, please contact customer service for pricing.



# CHARLES ALAN

## Zone Freight Program

All freight costs will be determined as follows:

1. Total the COM LIST prices for your entire order
2. Locate on the map which zone your order will ship to and multiply the order total from line 1 by the corresponding zone % to determine the freight cost

*Example:*

Step 1	\$3000	(Total COM LIST Price)
Step 2	x .07	(Zone % Multiplier)
	= 210	(Freight Cost)

All orders shipped will be subject to a minimum freight charge of \$180 NET. For orders requesting a "Call Before Delivery", a charge of \$30 NET will be added to the invoice. Zone Freight pricing is dock to dock and does not include delivery inside a structure or installation of the product. All shipments are FOB Origin with freight prepaid to a single destination in the continental United States. Shipments to destinations outside the continental United States are shipped prepaid to the port of export. Please call for a shipping quote outside of the provided zones.

## Warehousing

All requests to warehouse an order after completion must be in writing. In the event an order is warehoused more than (5) business days following completion, the customer will incur a storage fee at a rate of \$10 per day for the order. Payment of invoice, including warehousing fee in full, is required before shipping.

## Freight Disclaimer

Prior to products being released to a carrier, each item is subjected to a 20 point freight inspection providing assurance that each product has been manufactured and packaged professionally. All products are shipped FOB Origin. Once a carrier accepts the shipment for transportation, title to the product is passed to the purchaser and Charles Alan's responsibility ceases. If

shipment is received in a damaged condition, **DO NOT REFUSE SHIPMENT**. To help resolve any freight issues, please use the following as guidance:

### Filing Claims

The receiving party must file any claims for loss or damage immediately with the delivering carrier following receipt of merchandise. To help the payment of claims, the following steps should be taken:

#### Obvious Damage Claims

1. If a box has visible signs of misuse or damage, immediately open the box. Be sure to make damage notation on delivery receipt and have driver sign both copies of the freight bill.
2. Immediately request carrier to make an inspection confirming this request by letter.
3. Hold damaged carton and all interior packing for carrier's inspection.
4. File claim after inspection. If no inspection is made, file claim within prescribed time.

#### Concealed Damage Claims

Best practice is to open boxes or crates as soon as possible after receipt and inspect for concealed damage

1. Inspect the condition of each box or crate.
2. Follow steps #2, #3 and #4 as shown for obvious damage.

#### Loss

1. Be sure loss notation is made on delivery receipt and have driver sign both copies of the freight bill.
2. File claim within the prescribed time.

## QUICK SHIP

Select products qualify for our Quick Ship service designed to meet sharp deadlines within fifteen (15) business days following receipt of all materials. Products are offered in any standard Charles Alan finish on maple, select MomentumDirect textiles, Spinneybeck Vicenza Black or COM. All prices remain at standard list. Customers requesting this service must clearly state Quick Ship on each Purchase Order. Purchase Orders without this stated clearly will be shipped according to the production schedule. Due to

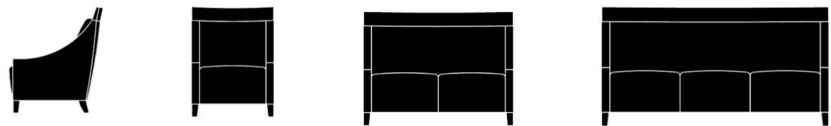
inventory levels, order volumes greater than available inventory may not fully qualify for Quick Ship service. Following receipt of such orders, a customer service representative will identify volume issues and communicate possible alternatives. Once an order has been acknowledged with Quick Ship service, changes and | or cancellations will not be permitted. Order with Quick Ship service can be placed best via e-mail to [customerservice@charlesalaninc.com](mailto:customerservice@charlesalaninc.com) or fax to 817.922.9854.

### Lounge

#### Austin 409 Series

Pg. 35

- 4091 Chair
- 4092 Settee
- 4094 Sofa



#### Charlie 2100 Series

Pg. 38

- 21001 Chair
- 21002 Settee
- 21004 Sofa



#### Evans II 761 Series

Pg. 42

- 7611 Chair
- 7612 Settee
- 7614 Sofa



#### Evans II Youth 761Y Series

Pg. 43

- 761Y Chair



#### Llano 756 Series

Pg. 51

- 7561 Chair
- 7562 Settee
- 7564 Sofa



# CHARLES ALAN

## Travis 850 Series

Pg. 66

- 8501 Chair
- 8502 Settee
- 8504 Sofa



## Barstool

### Navarro 4010 Series

Pg. 96

- 40106 Backless Stool



## Bench

### Evans 310 Series

Pg. 100

- 3101 Single
- 3102 Double
- 3103 Triple



## Tables \*

### Gracie 6700 Series

Pg. 115

- 67001 18" Diameter
- 67002 Ellipse



### Stanley Cube 6300 Series

Pg. 126

- 63001 18" Square
- 63002 24" Square
- 63005 30" Square



### Rose 6800 Series

Pg. 164

- 68001 18" Diameter



\* Only maple veneered wood tops available for Quick Ship tables

# CHARLES ALAN



Lounge

# Aubrey

501

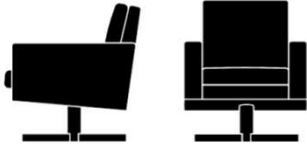
Standard w/ stationary polished chrome X Base on adjustable glides. Optional stainless steel or aluminum disc base w/ matching column. Contact customer service for special pricing. Loose seat with loose back.

**Designer: C|A Design**

**Specify:** Base

W	D	H	AH	AW	SH	SD
30"	33"	34"	24"	4"	17.5"	21.25"

5011 - Chair



COM	COL	A	B	C	D	E	F	G	H	I	VICENZA LEATHER
1906	2097	2146	2224	2302	2398	2578	2812	2956	3442	3706	3958

COM Yardage: 6  
COL Footage: 108

## Austin

QS

409

Coordinates w/ Austin pull-up chair, barstool and table. Curved front arm transitions into curved maple headrest. Tight seat with tight back. Available without curved maple headrest.

**Designer: C|A Design**

<b>Specify:</b> Finish for maple legs and top back rail	Chair 29" W										
	Settee 53" W	D	H	AH	AW	SH	SD				
	Sofa 77" W	35"	39.5"	20"	2.5"	18"	22.5"				

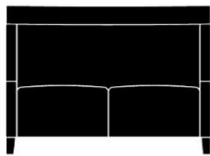
### 4091 - Chair - QS



COM	COL	A	B	C	D	E	F	G	H	I	VICENZA LEATHER
1733	1906	1973	2051	2129	2225	2405	2639	2783	3269	3533	3785

COM Yardage: 6  
COL Footage: 108

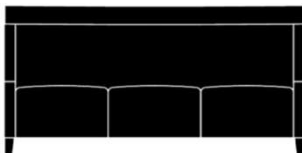
### 4092 - Settee - QS



COM	COL	A	B	C	D	E	F	G	H	I	VICENZA LEATHER
2599	2859	2919	3023	3127	3255	3495	3807	3999	4647	4999	5335

COM Yardage: 8  
COL Footage: 144

### 4093 - Sofa - QS



COM	COL	A	B	C	D	E	F	G	H	I	VICENZA LEATHER
3101	3411	3501	3631	3761	3921	4221	4611	4851	5661	6101	6521

COM Yardage: 10  
COL Footage: 180

### 4099 - Ottoman



COM	COL	A	B	C	D	E	F	G	H	I	VICENZA LEATHER
1026	1129	1106	1132	1158	1190	1250	1328	1376	1538	1626	1710

22" W, 18" D, 17" H

COM Yardage: 2  
COL Footage: 36

## Bowie

855

Overstuffed arms make for a residential feel. Bolt on arms, loose seat w/ tight back.

**Designer: C|A Design**

**Specify:** Finish for maple legs

Chair 37" W											
Settee 58" W	D	H	AH	AW	SH	SD					
Sofa 80" W	34"	37.5"	24"	5"	19.5"						

### 8551 - Chair



COM	COL	A	B	C	D	E	F	G	H	I	VICENZA LEATHER
1594	1753	1884	1978	2072	2188	2406	2689	2863	3450	3769	4083

COM Yardage: 7.25  
COL Footage: 131

### 8552 - Settee



COM	COL	A	B	C	D	E	F	G	H	I	VICENZA LEATHER
2390	2629	2760	2881	3001	3149	3426	3787	4009	4758	5165	5563

COM Yardage: 9.25  
COL Footage: 167

### 8554 - Sofa



COM	COL	A	B	C	D	E	F	G	H	I	VICENZA LEATHER
2868	3154	3358	3517	3676	3872	4240	4717	5011	6004	6543	7067

COM Yardage: 12.25  
COL Footage: 221

## Carmel

770

Please note that large prints and striped fabric patterns may become distorted due to nature of design. For contrasting welt, please contact customer service for upcharge and increased COM / COL yardage requirements. Tight seat with tight back.

**Designer: Andrew Gower**

**Specify:** Finish for maple legs

Chair 33.5" W											
Settee 54" W	D	H	AH	AW	SH	SD					
Sofa 76" W	31"	33.5"	29"		18.5"	19"					

### 7701 - Chair



COM	COL	A	B	C	D	E	F	G	H	I	VICENZA LEATHER
1386	1525	1606	1678	1749	1837	2002	2217	2349	2794	3036	3267

COM Yardage: 5.5  
COL Footage: 99

### 7702 - Settee



COM	COL	A	B	C	D	E	F	G	H	I	VICENZA LEATHER
2079	2287	2419	2530	2640	2776	3031	3363	3567	4255	4629	4986

COM Yardage: 8.5  
COL Footage: 153

### 7704 - Sofa



COM	COL	A	B	C	D	E	F	G	H	I	VICENZA LEATHER
2493	2742	2953	3102	3252	3436	3781	4229	4505	5437	5943	6426

COM Yardage: 11.5  
COL Footage: 207



# CHARLES ALAN

## Charlie

QS 2100

"T" back with bolt on arms and optional wood arm caps. For contrasting welt, please contact customer service for upcharge and increased COM / COL yardage requirements. Loose seat with tight back

**Designer: Andrew Gower**

**Specify:** Finish for maple legs & arm caps \*

Chair 36" W												
Settee 61" W	D	H	AH	AW	SH	SD						
Sofa 86" W	32.5"	33"	24.5"	5"	17.5"	22.5"						

### 21001 - Chair



COM	COL	A	B	C	D	E	F	G	H	I	VICENZA LEATHER
1218	1339	1508	1602	1696	1812	2030	2312	2486	3074	3393	3707

COM Yardage: 7.25  
COL Footage: 131

### 21002 - Settee



COM	COL	A	B	C	D	E	F	G	H	I	VICENZA LEATHER
1826	2009	2186	2303	2420	2564	2834	3185	3401	4130	4526	4904

COM Yardage: 9  
COL Footage: 162

### 21004 - Sofa



COM	COL	A	B	C	D	E	F	G	H	I	VICENZA LEATHER
2190	2409	2710	2879	3048	3256	3646	4153	4465	5518	6090	6636

COM Yardage: 13  
COL Footage: 234

### 21009 - Ottoman



COM	COL	A	B	C	D	E	F	G	H	I	VICENZA LEATHER
758	834	848	877	906	942	1010	1098	1152	1334	1433	1537

26" W, 24" D, 18" H

COM Yardage: 2.25  
COL Footage: 41

\* WC - Maple wood arm caps \$300.00 List  
Maple wood arm caps not available for Quick Ship

## Clairmont

830

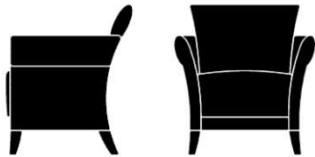
Coordinates with barstools. Bolt on arms. Tight seat with tight back.

**Designer: Andrew Gower**

**Specify:** Finish for maple legs

Chair 31" W											
Settee 51.5" W	D	H	AH	AW	SH	SD					
Sofa 72" W	27"	33.5"	26.5"	17"	18"	17"					

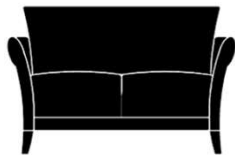
### 8301 - Chair



COM	COL	A	B	C	D	E	F	G	H	I	VICENZA LEATHER
1411	1552	1611	1676	1741	1821	1971	2166	2286	2691	2911	3121

COM Yardage: 5  
COL Footage: 90

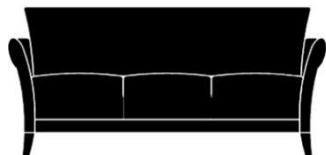
### 8302 - Settee



COM	COL	A	B	C	D	E	F	G	H	I	VICENZA LEATHER
2118	2329	2378	2462	2547	2651	2846	3099	3255	3782	4068	4341

COM Yardage: 6.5  
COL Footage: 117

### 8304 - Sofa



COM	COL	A	B	C	D	E	F	G	H	I	VICENZA LEATHER
2541	2795	2881	2992	3102	3238	3493	3825	4029	4717	5091	5448

COM Yardage: 8.5  
COL Footage: 153

## Cole

580

Coordinates with Cole tables. 3/4 arm shell envelopes tight seat with tight back.

**Designer: Andrew Gower**

**Specify:** Finish for maple legs

Chair 30.5" W												
Settee 54.5" W	D	H	AH	AW	SH	SD						
Sofa 78.5" W	31.5"	32.5"	21.5"	3"	18"	20.5"						

### 5801 - Chair



COM	COL	A	B	C	D	E	F	G	H	I	VICENZA LEATHER
1232	1355	1462	1537	1612	1704	1876	2100	2238	2704	2957	3208

COM Yardage: 5.75  
COL Footage: 104

### 5802 - Settee



COM	COL	A	B	C	D	E	F	G	H	I	VICENZA LEATHER
1676	1844	2036	2153	2270	2414	2684	3035	3251	3980	4376	4754

COM Yardage: 9  
COL Footage: 162

### 5804 - Sofa



COM	COL	A	B	C	D	E	F	G	H	I	VICENZA LEATHER
2012	2213	2512	2674	2837	3037	3412	3899	4199	5212	5762	6287

COM Yardage: 12.5  
COL Footage: 225

## Evans

760

Coordinates with lounge, pull-ups, barstools, benches and tables. Bolt on arms with optional maple arm caps are machined to mirror shape of gently curved arm. Tight seat with tight back.

**Designer: Andrew Gower**

<b>Specify:</b> Finish for maple legs and arm caps *	Chair 29" W										
	Settee 50" W	D	H	AH	AW	SH	SD				
	Sofa 74" W	29"	33"	25"	4.5"	18.5"					

### 7601 - Chair



COM	COL	A	B	C	D	E	F	G	H	I	VICENZA LEATHER
1298	1428	1468	1523	1579	1647	1774	1940	2042	2386	2573	2761

COM Yardage: 4.25  
COL Footage: 77

### 7602 - Settee



COM	COL	A	B	C	D	E	F	G	H	I	VICENZA LEATHER
2048	2253	2268	2340	2411	2499	2664	2879	3011	3456	3698	3929

COM Yardage: 5.5  
COL Footage: 99

### 7604 - Sofa



COM	COL	A	B	C	D	E	F	G	H	I	VICENZA LEATHER
2459	2704	2729	2816	2904	3012	3215	3478	3640	4187	4484	4777

COM Yardage: 6.75  
COL Footage: 122

### 7609 - Ottoman



COM	COL	A	B	C	D	E	F	G	H	I	VICENZA LEATHER
778	855	868	897	926	962	1030	1117	1171	1354	1453	1557

21" W, 21" D, 18" H

COM Yardage: 2.25  
COL Footage: 41

\* WC - Maple wood arm caps \$330.00 LIST

## Evans II

QS

761

Coordinates with Evans lounge, pull-ups, barstools, benches and tables. Bolt on arms with optional maple arm caps are machined to mirror shape of gently curved arm. Tight seat with tight back.

**Designer: Andrew Gower**

**Specify:** Finish for maple legs & arm caps \*

Chair 32" W												
Settee 56" W	D	H	AH	AW	SH	SD						
Sofa 82" W	31"	33"	24"	5"	17.5"							

### 7611 - Chair - QS



COM	COL	A	B	C	D	E	F	G	H	I	VICENZA LEATHER
1361	1497	1551	1612	1674	1750	1893	2078	2192	2577	2786	2995

COM Yardage: 4.75  
COL Footage: 86

### 7612 - Settee - QS



COM	COL	A	B	C	D	E	F	G	H	I	VICENZA LEATHER
2151	2366	2391	2469	2547	2643	2823	3057	3201	3687	3951	4203

COM Yardage: 6  
COL Footage: 108

### 7614 - Sofa - QS



COM	COL	A	B	C	D	E	F	G	H	I	VICENZA LEATHER
2580	2837	2880	2977	3075	3195	3420	3712	3892	4500	4830	5145

COM Yardage: 7.5  
COL Footage: 135

### 7619 - Ottoman



COM	COL	A	B	C	D	E	F	G	H	I	VICENZA LEATHER
778	855	868	897	926	962	1030	1117	1171	1354	1453	1557

21" W, 21" D, 18" H

COM Yardage: 2.25  
COL Footage: 41

\* WC - Maple wood arm caps \$330.00 List  
Maple wood arm caps not available for Quick Ship

**Evans II (continued)**

QS

761

"T" back with bolt on arms and optional wood arm caps. For contrasting welt, please contact customer service for upcharge and increased COM / COL yardage requirements. Loose seat with tight back

**Designer: Andrew Gower**

**Specify:** Finish for maple legs & arm caps \*

Youth Chair						
W	D	H	AH	AW	SH	SD
24"	23"	24.75"	17.75"	3.75"	13.25"	

**761Y - Youth Chair - QS**



COM	COL	A	B	C	D	E	F	G	H	I	VICENZA LEATHER
932	1025	1032	1064	1097	1137	1212	1309	1369	1572	1682	1787

COM Yardage: 2.5  
COL Footage: 45

**761Y-WC - Youth Chair Wood Caps**



COM	COL	A	B	C	D	E	F	G	H	I	VICENZA LEATHER
1251	1376	1351	1383	1416	1456	1531	1628	1688	1891	2001	2106

COM Yardage: 2.5  
COL Footage: 45

\* WC - Maple wood arm caps \$330.00 List  
Maple wood arm caps not available for Quick Ship

# Evans II High Back

762

Coordinates with Evans lounge series, Evans II lounge series, Evans pull-ups, barstools, benches and tables. Bolt on arms with optional maple arm caps are machined to mirror shape of gently curved arm. Tight seat with tight back.

**Designer: Andrew Gower**

<b>Specify:</b> Finish for maple legs & arm caps *	Chair 32" W											
	Settee 56" W	D	H	AH	AW	SH	SD					
	Sofa 82" W	31"	38"	25"	5"	17.5"						

## 7621 - Chair



COM	COL	A	B	C	D	E	F	G	H	I	VICENZA LEATHER
1434	1578	1644	1713	1781	1865	2022	2227	2353	2778	3009	3239

COM Yardage: 5.25  
COL Footage: 95

## 7622 - Settee



COM	COL	A	B	C	D	E	F	G	H	I	VICENZA LEATHER
2322	2554	2602	2693	2784	2896	3106	3379	3547	4114	4422	4716

COM Yardage: 7  
COL Footage: 126

## 7624 - Sofa



COM	COL	A	B	C	D	E	F	G	H	I	VICENZA LEATHER
4016	4418	4376	4493	4610	4754	5024	5375	5591	6320	6716	7094

COM Yardage: 9  
COL Footage: 162

\* WC - Maple wood arm caps \$330.00 List

## French Club

740

Coordinates with pull-ups, barstools and tables. For contrasting welt, add 1/4 yd for the lounge chair, 1/4 yd for the ottoman, 1/2 yd for the settee and 3/4 yd for the sofa plus 5% upcharge. Tapered and turned front legs, tight seat with tight back.

**Designer: Andrew Gower**

**Specify:** Finish for maple legs

Chair 30.5" W												
Settee 56" W	D	H	AH	AW	SH	SD						
Sofa 78" W	33"	33"	27"	3.5"	18"							

### 7401 - Chair



COM	COL	A	B	C	D	E	F	G	H	I	VICENZA LEATHER
1478	1626	1718	1796	1874	1970	2150	2384	2528	3014	3278	3530

COM Yardage: 6  
COL Footage: 108

### 7402 - Settee



COM	COL	A	B	C	D	E	F	G	H	I	VICENZA LEATHER
2245	2470	2615	2735	2856	3004	3281	3642	3864	4613	5020	5418

COM Yardage: 9.25  
COL Footage: 167

### 7404 - Sofa



COM	COL	A	B	C	D	E	F	G	H	I	VICENZA LEATHER
2816	3098	3286	3439	3592	3780	4132	4590	4872	5824	6341	6844

COM Yardage: 11.75  
COL Footage: 212

### 7409 - Ottoman



COM	COL	A	B	C	D	E	F	G	H	I	VICENZA LEATHER
804	885	894	923	953	989	1056	1144	1198	1380	1479	1583

22" W, 22" D, 18" H

COM Yardage: 2.25  
COL Footage: 41



## Gracie

860

Coordinates with Gracie pull-ups, barstools and tables. For contrasting welt, add 1/4 yd for the lounge chair, 1/4 yd for the ottoman, 1/2 yd for the settee and 3/4 yd for the sofa plus 5% upcharge. Tapered and turned front legs, tight seat with tight back.

**Designer: Andrew Gower**

	Chair 28.5" W											
<b>Specify:</b> Finish for maple legs	Settee 50.5" W	D	H	AH	AW	SH	SD					
Crumb hole available for healthcare applications	Sofa 73.5" W	37"	36.5"	25"	3"	18"						

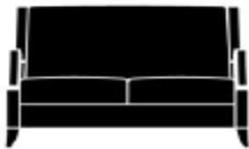
### 8601 - Chair



COM	COL	A	B	C	D	E	F	G	H	I	VICENZA LEATHER
1764	1941	2054	2149	2243	2359	2576	2859	3033	3620	3939	4253

COM Yardage: 7.25  
COL Footage: 131

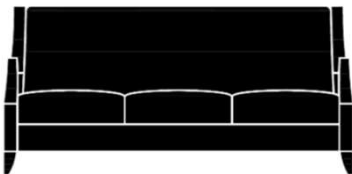
### 8602 - Settee



COM	COL	A	B	C	D	E	F	G	H	I	VICENZA LEATHER
2648	2912	3048	3178	3308	3468	3768	4158	4398	5208	5648	6068

COM Yardage: 10  
COL Footage: 180

### 8604 - Sofa



COM	COL	A	B	C	D	E	F	G	H	I	VICENZA LEATHER
3178	3496	3638	3787	3937	4121	4466	4914	5190	6122	6628	7111

COM Yardage: 11.5  
COL Footage: 207

### 8609 - Ottoman



COM	COL	A	B	C	D	E	F	G	H	I	VICENZA LEATHER
812	893	902	931	960	996	1064	1152	1206	1388	1487	1591

28" W, 24" D, 18" H

COM Yardage: 2.25  
COL Footage: 41

## Java

790

Coordinates with Java benches and tables. Legs are "Stardust" powder coated steel. Tight seat with tight back.

**Designer: Andrew Gower**

<b>Specify:</b>	Chair 31" W											
	Settee 53" W	D	H	AH	AW	SH	SD					
	Sofa 75" W	29"	35"	23.5"		17.5"	21					

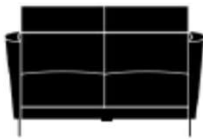
### 7901 - Chair



COM	COL	A	B	C	D	E	F	G	H	I	VICENZA LEATHER
1466	1613	1656	1718	1780	1856	1998	2184	2298	2682	2891	3100

COM Yardage: 4.75  
COL Footage: 86


### 7902 - Settee



COM	COL	A	B	C	D	E	F	G	H	I	VICENZA LEATHER
2274	2501	2524	2605	2686	2786	2974	3217	3367	3874	4149	4421

COM Yardage: 6.25  
COL Footage: 113

### 7904 - Sofa



COM	COL	A	B	C	D	E	F	G	H	I	VICENZA LEATHER
2688	2957	2988	3086	3183	3303	3528	3821	4001	4608	4938	5253

COM Yardage: 7.5  
COL Footage: 135

## Julie

500

Coordinates with Julie banquette seating. Banded wood base, floats above maple legs. L-Series (loose seat) available with loose cushions. Seat cushion attached with D-rings. T-Series (tight seat) available with a tight seat and tight back.

**Designer: C|A Design**

**Specify:** Finish for maple legs

Chair 27" W											
Settee 54" W	D	H	AH	AW	SH	SD					
Sofa 81" W	30.5"	32"			18"						

### 5001-L - Chair



COM	COL	A	B	C	D	E	F	G	H	I	VICENZA LEATHER
1356	1492	1576	1648	1719	1807	1972	2187	2319	2764	3006	3237

COM Yardage: 5.5  
COL Footage: 99

### 5002-L - Settee



COM	COL	A	B	C	D	E	F	G	H	I	VICENZA LEATHER
2184	2402	2624	2767	2910	3086	3416	3845	4109	5000	5484	5946

COM Yardage: 11  
COL Footage: 198

### 5004-L - Sofa



COM	COL	A	B	C	D	E	F	G	H	I	VICENZA LEATHER
2503	2753	2983	3139	3295	3487	3847	4315	4603	5575	6103	6607

COM Yardage: 12  
COL Footage: 216

## Julie

500

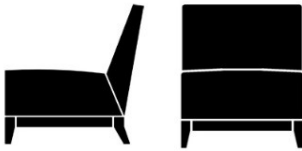
Coordinates with Julie banquette seating. Banded wood base, floats above maple legs. L-Series (loose seat) available with loose cushions. Seat cushion attached with D-rings. T-Series (tight seat) available with a tight seat and tight back.

**Designer: C|A Design**

**Specify:** Finish for maple legs

Chair 27" W											
Settee 54" W	D	H	AH	AW	SH	SD					
Sofa 81" W	30.5"	32"			18"						


### 5001-T - Chair



COM	COL	A	B	C	D	E	F	G	H	I	VICENZA LEATHER
1265	1392	1425	1477	1529	1593	1713	1869	1965	2289	2465	2633

COM Yardage: 4  
COL Footage: 72


### 5002-T - Settee



COM	COL	A	B	C	D	E	F	G	H	I	VICENZA LEATHER
2008	2208	2328	2432	2536	2664	2904	3216	3408	4056	4408	4744

COM Yardage: 8  
COL Footage: 144

### 5004-T - Sofa



COM	COL	A	B	C	D	E	F	G	H	I	VICENZA LEATHER
2418	2660	2958	3133	3309	3525	3930	4456	4780	5874	6468	7035

COM Yardage: 13.5  
COL Footage: 243

\* (T) Series offered with a rounded front and rear seat: Option as -MK (Prices and Specs same as (T))



**5001-MK - Chair**

**5002-MK - Settee**

**5004-MK - Sofa**

## Lindsay

840

Legs are made from clear anodized 1/8" aluminum tubing. Modular construction with a tight back.

**Designer: Andrew Gower**

**Specify:**

Chair 30.5" W												
Settee 51.5" W	D	H	AH	AW	SH	SD						
Sofa 72.5" W	31.5"	33"	25.5"	5"	17"							

### 8401 - Chair



COM	COL	A	B	C	D	E	F	G	H	I	VICENZA LEATHER
1344	1479	1574	1649	1724	1816	1988	2212	2350	2816	3069	3320

COM Yardage: 5.75  
COL Footage: 104

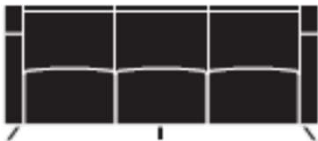
### 8402T - Settee



COM	COL	A	B	C	D	E	F	G	H	I	VICENZA LEATHER
2020	2222	2360	2470	2581	2717	2972	3303	3507	4196	4570	4927

COM Yardage: 8.5  
COL Footage: 153

### 8404 - Sofa



COM	COL	A	B	C	D	E	F	G	H	I	VICENZA LEATHER
2544	2799	2984	3127	3270	3446	3776	4205	4469	5360	5844	6306

COM Yardage: 11  
COL Footage: 198

## Llano

756

Legs are made from clear anodized 1/8" aluminum tubing. Modular construction with a tight back.

**Designer: C|A Design**

<b>Specify:</b> Finish for maple legs & turned or tapered legs.	Chair 35" W											
	Settee 59" W	D	H	AH	AW	SH	SD					
	Sofa 83" W	34"	34.5"	27"	7"	17"						

### 7561 - Chair



COM	COL	A	B	C	D	E	F	G	H	I	VICENZA LEATHER
1286	1414	1526	1604	1682	1778	1958	2192	2336	2822	3086	3338

COM Yardage: 6  
COL Footage: 108

### 7562 - Settee



COM	COL	A	B	C	D	E	F	G	H	I	VICENZA LEATHER
1980	2178	2340	2457	2574	2718	2988	3339	3555	4284	4680	5058

COM Yardage: 9  
COL Footage: 162

### 7564 - Sofa



COM	COL	A	B	C	D	E	F	G	H	I	VICENZA LEATHER
2388	2627	2868	3024	3180	3372	3732	4200	4488	5460	5988	6492

COM Yardage: 12  
COL Footage: 216

\* Also Available with a straight back design

## Manduba

871

Coordinates with 872 Sheduba series. Wood banded base with a "T" seat. 3/4 arms and curved back ,with tight seat and tight back.

**Designer: Andrew Gower**

	Chair 32.5" W											
<b>Specify:</b> Finish for exposed base & legs	Settee 58" W	D	H	AH	AW	SH	SD					
Pillows - bolsters available - CALL for yds and upcharge	Sofa 81" W	32"	34.75"	21.5"		18.75"	21"					

### 8711 - Chair



COM	COL	A	B	C	D	E	F	G	H	I	VICENZA LEATHER
1650	1815	1860	1928	1997	2081	2238	2443	2569	2994	3225	3455

COM Yardage: 5.25  
COL Footage: 95

### 8712 - Settee



COM	COL	A	B	C	D	E	F	G	H	I	VICENZA LEATHER
2596	2856	2946	3060	3174	3314	3576	3917	4127	4836	5221	5598

COM Yardage: 8.75  
COL Footage: 158

### 8714 - Sofa



COL	A	B	C	D	E	F	G	H	I	VICENZA LEATHER
3716	3808	3948	4088	4260	4582	5001	5259	6130	6603	7064

COM Yardage: 10.75  
COL Footage: 194

## Merced

820

Bolt on arms. Tight seat with tight back.

**Designer: Andrew Gower**

**Specify:** Finish for maple legs

Chair 30.5" W												
Settee 54.5" W	D	H	AH	AW	SH	SD						
Sofa 78.5" W	33"	46.5"	25.5"	4"	18"	20"						

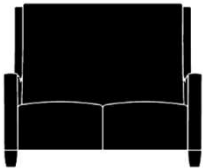
### 8201 - Chair



COM	COL	A	B	C	D	E	F	G	H	I	VICENZA LEATHER
1495	1644	1775	1866	1957	2069	2279	2552	2720	3287	3595	3889

COM Yardage: 7  
COL Footage: 126

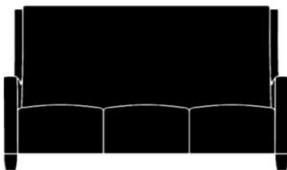
### 8202 - Settee



COM	COL	A	B	C	D	E	F	G	H	I	VICENZA LEATHER
2244	2468	2644	2774	2904	3064	3364	3754	3994	4804	5244	5664

COM Yardage: 10  
COL Footage: 180

### 8204 - Sofa



COM	COL	A	B	C	D	E	F	G	H	I	VICENZA LEATHER
2692	2961	3192	3354	3517	3717	4092	4579	4879	5892	6442	6967

COM Yardage: 12.50  
COL Footage: 225



## Monterey

710

Coordinates with pull-up chair. Modernized club arm with waterfall tight seat with tight back. Sewn stitches on arm pad and back.

**Designer: Andrew Gower**

**Specify:** Finish for maple legs

Chair 32" W												
Settee 55" W	D	H	AH	AW	SH	SD						
Sofa 78" W	31"	33.5"	25.5"	5"	19"							

### 7101 - Chair



COM	COL	A	B	C	D	E	F	G	H	I	VICENZA LEATHER
1453	1598	1683	1758	1833	1925	2097	2321	2459	2925	3178	3429

COM Yardage: 5.75  
COL Footage: 104

### 7102 - Settee



COM	COL	A	B	C	D	E	F	G	H	I	VICENZA LEATHER
2215	2437	2495	2586	2677	2789	2999	3272	3440	4007	4315	4609

COM Yardage: 7  
COL Footage: 126

### 7104 - Sofa



COM	COL	A	B	C	D	E	F	G	H	I	VICENZA LEATHER
2670	2937	3020	3133	3247	3387	3650	3991	4201	4910	5295	5672

COM Yardage: 8.75  
COL Footage: 158

## Rawlins

780

Fiberglass arm caps and bolt on arms with tight seat and tight back. For contrasting welt, please contact customer service for upcharge and increased COM / COL yardage requirements.

**Designer: Andrew Gower**

Chair 36" W

Settee 58" W

**Specify:** Finish for maple legs

Sofa 80" W      D    H    AH    AW    SH    SD

Armless 35.5" W    34"   37"   27"   NA   18.5"   20"

### 7801 - Chair



COM	COL	A	B	C	D	E	F	G	H	I	VICENZA LEATHER
1469	1615	1739	1826	1914	2022	2225	2488	2650	3197	3494	3787

COM Yardage: 6.75

COL Footage: 122

### 7802 - Settee



COM	COL	A	B	C	D	E	F	G	H	I	VICENZA LEATHER
2241	2465	2611	2731	2851	2999	3277	3637	3859	4609	5016	5414

COM Yardage: 9.25

COL Footage: 167

### 7804 - Sofa




COM	COL	A	B	C	D	E	F	G	H	I	VICENZA LEATHER
2687	2956	3157	3310	3463	3651	4003	4462	4744	5695	6212	6715

COM Yardage: 11.75

COL Footage: 212

### 7805 - Armless



COM	COL	A	B	C	D	E	F	G	H	I	VICENZA LEATHER
1166	1283	1336	1391	1447	1515	1642	1808	1910	2254	2441	2629

COM Yardage: 4.25

COL Footage: 77

## Rawlins

780

Fiberglass arm caps and bolt on arms with tight seat and tight back. For contrasting welt, please contact customer service for upcharge and increased COM / COL yardage requirements.

**Designer: Andrew Gower**

Chair 36" W

Settee 58" W

**Specify:** Finish for maple legs

Sofa 80" W

D

H

AH

AW

SH

SD

Armless 35.5" W

34"

37"

27"

NA

18.5" 20"

7809 - Ottoman



COM	COL	A	B	C	D	E	F	G	H	I	VICENZA LEATHER
854	939	944	973	1002	1038	1106	1193	1247	1430	1529	1633

25" W, 24" D, 17" H

COM Yardage: 2.25

COL Footage: 41

## Royal

750

Coordinates with Royal youth chair. Fiberglass arm caps on oversized club arm. For contrasting welt, add 1/2 yd for lounge chair, 3/4 yd for settee, 1 yd for sofa, 1/4 yd for ottoman, plus 5% upcharge. Tight seat with tight back.

**Designer: Andrew Gower**

Chair 36" W

Settee 58" W

**Specify:** Finish for maple legs

Sofa 80" W

D H AH AW SH SD

Armless 31" W

32.5" 38" 27" 8" 18"


### 7501 - Chair



COM	COL	A	B	C	D	E	F	G	H	I	VICENZA LEATHER
1494	1643	1774	1865	1956	2068	2278	2551	2719	3286	3594	3888

COM Yardage: 7  
COL Footage: 126


### 7502 - Settee



COM	COL	A	B	C	D	E	F	G	H	I	VICENZA LEATHER
2302	2533	2682	2806	2929	3081	3366	3737	3965	4734	5152	5551

COM Yardage: 9.5  
COL Footage: 171


### 7504 - Sofa



COM	COL	A	B	C	D	E	F	G	H	I	VICENZA LEATHER
2687	2956	3177	3337	3496	3692	4059	4537	4831	5823	6362	6886

COM Yardage: 12.25  
COL Footage: 221

### 7505 - Armless Chair



COM	COL	A	B	C	D	E	F	G	H	I	VICENZA LEATHER
1166	1283	1346	1405	1463	1535	1670	1846	1954	2318	2516	2705

COM Yardage: 4.5  
COL Footage: 81

## Royal

750

Coordinates with Royal youth chair. Fiberglass arm caps on oversized club arm. For contrasting welt, add 1/2 yd for lounge chair, 3/4 yd for settee, 1 yd for sofa, 1/4 yd for ottoman, plus 5% upcharge. Tight seat with tight back.

**Designer: Andrew Gower**

Chair 36" W

Settee 58" W

**Specify:** Finish for maple legs

Sofa 80" W

D H AH AW SH SD

Armless 31" W

32.5 38" 27" 8" 18"

### 7509 - Ottoman



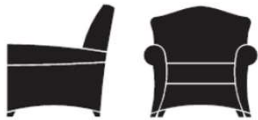
COM	COL	A	B	C	D	E	F	G	H	I	VICENZA LEATHER
854	939	944	973	1002	1038	1106	1193	1247	1430	1529	1633

26" W, 24" D, 18" H

COM Yardage: 2.25

COL Footage: 41

### 750Y - Youth Chair



COM	COL	A	B	C	D	E	F	G	H	I	VICENZA LEATHER
1037	1141	1217	1276	1334	1406	1541	1717	1825	2189	2387	2576

28" W, 26.5" D, 29.5" H, 20.5" AH, 6" AW, 14" SH

COM Yardage: 4.5

COL Footage: 81

## Sarah

590

Coordinates with Sarah tables. Modular construction with a tight seat and tight back.

**Designer: Andrew Gower**

**Specify:** Finish for maple legs

Chair 32" W												
Settee 56" W	D	H	AH	AW	SH	SD						
Sofa 80" W	34.75"	31"	24.5"	4"	19"	22"						

### 5901 - Chair



COM	COL	A	B	C	D	E	F	G	H	I	VICENZA LEATHER
1245	1370	1485	1563	1641	1737	1917	2151	2295	2781	3045	3297

COM Yardage: 6  
COL Footage: 108

### 5902 - Settee



COM	COL	A	B	C	D	E	F	G	H	I	VICENZA LEATHER
2052	2257	2432	2555	2679	2831	3116	3486	3714	4484	4902	5301

COM Yardage: 9.5  
COL Footage: 171

### 5904 - Sofa



COM	COL	A	B	C	D	E	F	G	H	I	VICENZA LEATHER
2462	2708	2972	3138	3303	3507	3890	4387	4693	5726	6287	6832

COM Yardage: 12.75  
COL Footage: 230

## Sheduba

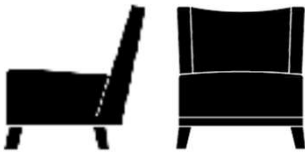
872

Coordinates with Manduba lounge series. Wood banded base with "T" seat. Curved back with tight seat and tight back.

**Designer: C|A Design**

	Chair 30" W											
<b>Specify:</b> Finish for exposed base and legs	Settee 58" W	D	H	AH	AW	SH	SD					
Pillows & bolsters available - CALL for upcharge and yardage	Sofa 81" W	32"	34.75"			18.75"	21"					

### 8721 - Chair



COM	COL	A	B	C	D	E	F	G	H	I	VICENZA LEATHER
1430	1573	1600	1655	1711	1779	1906	2072	2174	2518	2705	2893

COM Yardage: 4.25  
COL Footage: 77

### 8722 - Settee



COM	COL	A	B	C	D	E	F	G	H	I	VICENZA LEATHER
2332	2565	2642	2743	2844	2968	3200	3502	3688	4316	4657	4992

COM Yardage: 7.75  
COL Footage: 140

### 8724 - Sofa



COM	COL	A	B	C	D	E	F	G	H	I	VICENZA LEATHER
3113	3424	3503	3630	3757	3913	4205	4585	4819	5609	6038	6457

COM Yardage: 9.75  
COL Footage: 176

## Soma

690

Coordinates with Soma sectional, armless tablet series, pull-ups, benches and tables. Standard Soma legs are 1/8" clear anodized aluminum tubing bolted to a 1 1/8" thick maple banded platform. Optional casters are two locking, two free. Modular construction with maple plinth base. Tight seat with tight back.

### Designer: Andrew Gower

**Specify:** Finish for base & optional tablets & arms, legs or casters

Chair 38" W

Optional: wood arm caps @ \$300 LIST/set, tablet arm @ \$325 LIST/ea

Settee 62" W

D H AH AW SH SD

Specify R or L

Sofa 86" W

32.75" 34" 25.5" 6.5" 17.5"

### 6901 - Chair



COM	COL	A	B	C	D	E	F	G	H	I	VICENZA LEATHER
1642	1807	1922	2013	2104	2216	2426	2699	2867	3434	3742	4036

COM Yardage: 7  
COL Footage: 126


### 6902 - Settee



COM	COL	A	B	C	D	E	F	G	H	I	VICENZA LEATHER
2464	2710	2824	2941	3058	3202	3472	3823	4039	4768	5164	5542

COM Yardage: 9  
COL Footage: 162

### 6904 - Sofa



COM	COL	A	B	C	D	E	F	G	H	I	VICENZA LEATHER
2958	3254	3438	3594	3750	3942	4302	4770	5058	6030	6558	7062

COM Yardage: 12  
COL Footage: 216

### 6905 - Center Sectional



COM	COL	A	B	C	D	E	F	G	H	I	VICENZA LEATHER
734	807	834	866	899	939	1014	1111	1171	1374	1484	1589

24" W, 32.75" D, 34" H, 17" SH

COM Yardage: 2.5  
COL Footage: 45

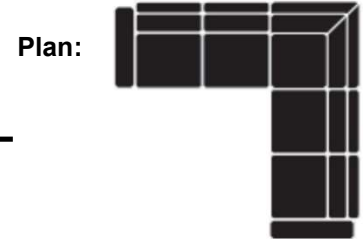


## Soma

690

Coordinates with Soma sectional, armless tablet series, pull-ups, benches and tables. Standard Soma legs are 1/8" clear anodized aluminum tubing bolted to a 1 1/8" thick maple banded platform. Optional casters are two locking, two free. Modular construction with maple plinth base. Tight seat with tight back.

**Designer: Andrew Gower**



**Specify:** Finish for base & optional tablets & arms, legs or casters

Optional: wood arm caps @ \$300 LIST/set, tablet arm @ \$325 LIST/ea, spec R or L

### 6906 - Starter Left



COM	COL	A	B	C	D	E	F	G	H	I	VICENZA LEATHER
1222	1344	1382	1434	1486	1550	1670	1826	1922	2246	2422	2590

31" W, 32.75" D, 34" H, 25" AH, 7" AW, 17" SH

COM Yardage: 4  
COL Footage: 72

### 6907 - Starter Right



COM	COL	A	B	C	D	E	F	G	H	I	VICENZA LEATHER
1222	1344	1382	1434	1486	1550	1670	1826	1922	2246	2422	2590

31" W, 32.75" D, 34" H, 25" AH, 7" AW, 17" SH

COM Yardage: 4  
COL Footage: 72

### 6908 - Corner Unit



COM	COL	A	B	C	D	E	F	G	H	I	VICENZA LEATHER
1222	1344	1442	1514	1585	1673	1838	2053	2185	2630	2872	3103

35.75" W, 32.75" D, 34" H, 25", 17" SH

COM Yardage: 5.5  
COL Footage: 99

### 6909 - Ottoman



COM	COL	A	B	C	D	E	F	G	H	I	VICENZA LEATHER
1045	1150	1135	1164	1194	1230	1297	1385	1439	1621	1720	1824

25" W, 25" D, 17.5" H

COM Yardage: 2.25  
COL Footage: 41

# Soma

690

Coordinates with Soma sectional, armless tablet series, pull-ups, benches and tables. Standard Soma legs are 1/8" clear anodized aluminum tubing bolted to a 1 1/8" thick maple banded platform. Optional casters are two locking, two free. Modular construction with maple plinth base. Tight seat with tight back.

**Designer: Andrew Gower**

**Specify:** Maple Tablet Arm optional from list below @ \$325 LIST/ea.  
Specify Left or Right sitting.

6961-R	Right Arm - Oval	9.5" x 14.5"
6961-L	Left Arm - Oval	9.5" x 14.5"
6971-R	Right Arm - Oval	12" x 16"
6971-L	Left Arm - Oval	12" x 16"
6981-R	Right Arm - Rectangular	9" x 12"
6981-L	Left Arm - Rectangular	9" x 12"
6991-R	Right Arm - Rectangular	10" x 15"
6991-L	Left Arm - Rectangular	10" x 15"

## Soma Armless

692

Coordinates with Soma lounge, sectional, pull-ups, benches and tables. Standard Soma legs are 1/8" clear anodized aluminum tubing bolted to a 1 1/8" thick maple banded platform. Optional casters are two locking, two free. Modular construction with maple plinth base. Tight seat with tight back.

**Designer: Andrew Gower**

Chair 27" W												
Settee 54" W	D	H	AH	AW	SH	SD						
Sofa 81" W	33"	34"	25"		17.5"							

### 6921 - Chair



COM	COL	A	B	C	D	E	F	G	H	I	VICENZA LEATHER
1065	1171	1215	1264	1312	1372	1485	1631	1721	2025	2190	2357

COM Yardage: 3.75  
COL Footage: 68

### 6922 - Settee



COM	COL	A	B	C	D	E	F	G	H	I	VICENZA LEATHER
1596	1756	1876	1967	2058	2170	2380	2653	2821	3388	3696	3990

COM Yardage: 7  
COL Footage: 126

### 6924 - Sofa



COM	COL	A	B	C	D	E	F	G	H	I	VICENZA LEATHER
1917	2109	2297	2421	2544	2696	2981	3352	3580	4349	4767	5166

COM Yardage: 9.5  
COL Footage: 171

**Specify:** Left or Right sitting - Wilson Art standard laminate with tee mold edging for tablet  
Finish for base platform  
Casters are standard (two locking, two free)  
Aluminum Soma legs are available at the same price

**Tablet:**  
\$340 LIST for optional tablet arm

6962-R	Right Arm - Oval	12" x 16"
6962-L	Left Arm - Oval	12" x 16"
6982-R	Right Arm - Rectangular	12" x 16"
6982-L	Left Arm - Rectangular	12" x 16"

For width including tablet, add 8.25" per tablet

## Sonora

510

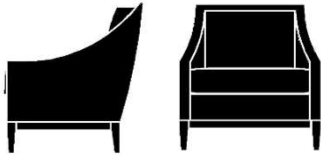
Elegant, clean lines with a curved front arm transition from 20.25" AH to 33" H. Tight back with loose seat. Solid maple hardwood exposed band and legs.

**Designer: C|A Design**

**Specify:** Finish

Chair 31" W												
Settee 58" W	D	H	AH	AW	SH	SD						
Sofa 86" W	32.5"	33"		2"	20"	22.5"						


### 5101 - Chair



COM	COL	A	B	C	D	E	F	G	H	I	VICENZA LEATHER
1588	1747	1838	1920	2001	2101	2288	2532	2682	3188	3463	3735

COM Yardage: 6.25  
COL Footage: 113


### 5102 - Settee



COM	COL	A	B	C	D	E	F	G	H	I	VICENZA LEATHER
2345	2580	2745	2875	3005	3165	3465	3855	4095	4905	5345	5765

COM Yardage: 10  
COL Footage: 180

### 5104 - Sofa



COM	COL	A	B	C	D	E	F	G	H	I	VICENZA LEATHER
2859	3145	3359	3521	3684	3884	4259	4746	5046	6059	6609	7134

COM Yardage: 13  
COL Footage: 225

# CHARLES ALAN

## Travis

QS

850

"T" back, bolt on arms. Tight back with loose seat.

**Designer: C|A Design**

**Specify:** Finish for maple legs

Chair 31" W											
Settee 51" W	D	H	AH	AW	SH	SD					
Sofa 75" W	33"	37"	25"	4"	18.5"						

### 8501 - Chair - QS



COM	COL	A	B	C	D	E	F	G	H	I	VICENZA LEATHER
1271	1398	1511	1589	1667	1763	1943	2177	2321	2807	3071	3323

COM Yardage: 6  
COL Footage: 108

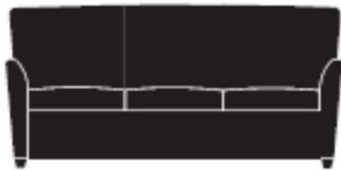
### 8502 - Settee - QS



COM	COL	A	B	C	D	E	F	G	H	I	VICENZA LEATHER
1913	2104	2263	2377	2490	2630	2893	3234	3444	4153	4538	4915

COM Yardage: 8.75  
COL Footage: 158

### 8504 - Sofa - QS



COM	COL	A	B	C	D	E	F	G	H	I	VICENZA LEATHER
2361	2597	2771	2904	3037	3201	3509	3908	4154	4985	5436	5876

COM Yardage: 10.25  
COL Footage: 185

### 8509 - Ottoman



COM	COL	A	B	C	D	E	F	G	H	I	VICENZA LEATHER
746	820	836	865	894	930	998	1086	1140	1322	1421	1525

22" W, 22" D, 18" H

COM Yardage: 2.25  
COL Footage: 41

## Tuxedo

2000

Mitered and luggage stitched details around outer chair shell. Loose seat with loose back.

**Designer: C|A Design**

Chair 32" W											
Settee 57" W	D	H	AH	AW	SH	SD					
Sofa 82" W	32"	30"	24"	3"	17"						


**20001 - Chair**



COM	COL	A	B	C	D	E	F	G	H	I	VICENZA LEATHER
1238	1361	1498	1582	1667	1771	1966	2219	2375	2902	3188	3461

COM Yardage: 6.5  
COL Footage: 117


**20002 - Settee**



COM	COL	A	B	C	D	E	F	G	H	I	VICENZA LEATHER
1856	2041	2236	2359	2483	2635	2920	3290	3518	4288	4706	5105

COM Yardage: 9.5  
COL Footage: 171

**20004 - Sofa**



COM	COL	A	B	C	D	E	F	G	H	I	VICENZA LEATHER
2228	2450	2728	2890	3053	3253	3628	4115	4415	5428	5978	6503

COM Yardage: 12.5  
COL Footage: 225

**Specify:** Luggage stitching is standard. Welting can be substituted for a 5% upcharge  
Cushion and back strap anchors can be specified at an additional \$40 LIST/cushion  
Ebony finish on the mitered hardwood plinth base is standard

**Options:** Optional C|A finishes at no upcharge  
Optional legs available, reference Charlie series (2100)  
Four inch arm available - add:           Chair \$100 LIST  
  Settee \$125 LIST  
  Sofa \$150 LIST

\* Overall depth is increased by (1) inch  
\* Overall width is increased (2) inches

## Tuxi

2120

Coordinates with Tuxi benches and tables. Turned clear anodized aluminum legs. Tight seat with attached back.

**Designer: Andrew Gower**

**Specify:** Wood legs available @ 5% LIST upcharge

Chair 34" W												
Settee 58" W	D	H	AH	AW	SH	SD						
Sofa 82" W	31.75"	31"	24.5"	5.5"	18"							

### 21201 - Chair



COM	COL	A	B	C	D	E	F	G	H	I	VICENZA LEATHER
1466	1613	1696	1771	1846	1938	2110	2335	2473	2938	3191	3442

COM Yardage: 5.75  
COL Footage: 104

### 21202 - Settee



COM	COL	A	B	C	D	E	F	G	H	I	VICENZA LEATHER
2218	2439	2578	2695	2812	2956	3226	3577	3793	4522	4918	5296

COM Yardage: 9  
COL Footage: 162

### 21204 - Sofa



COM	COL	A	B	C	D	E	F	G	H	I	VICENZA LEATHER
2636	2899	3116	3272	3428	3620	3980	4448	4736	5708	6236	6740

COM Yardage: 12  
COL Footage: 216

# CHARLES ALAN

## Urban

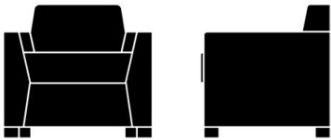
880

Designer: C|A Design

Specify:

Chair 29" W												
Settee 58" W	D	H	AH	AW	SH	SD						
Sofa 82" W	26"	27"	24"	3.5"	18.75"	21"						

### 8801 - Chair



COM	COL	A	B	C	D	E	F	G	H	I	VICENZA LEATHER
1645	1809	1845	1910	1975	2055	2205	2400	2520	2925	3145	3355

COM Yardage: 5  
COL Footage: 90

### 8802 - Settee



COM	COL	A	B	C	D	E	F	G	H	I	VICENZA LEATHER
2464	2710	2764	2862	2959	3079	3304	3597	3777	4384	4714	5029

COM Yardage: 7.5  
COL Footage: 135

### 8804 - Sofa



COM	COL	A	B	C	D	E	F	G	H	I	VICENZA LEATHER
2958	3254	3358	3488	3618	3778	4078	4468	4708	5518	5958	6378

COM Yardage: 10  
COL Footage: 180



## Ventura

685

Coordinates with Ventura bench. Boxed upholstered arms and seat with veneered wood ends and back on top of a 1 1/2" square tubing, 14 gauge steel base, "Stardust" powder coated. Tight seat with attached back.

**Designer: Andrew Gower**

**Specify:** Finish for veneered wood surround

Chair 36" W					
Settee 60" W	D	H	AH	AW	SH
Sofa 84" W	34"	33'	25"	6"	18"

### 6851 - Chair



COM	COL	A	B	C	D	E	F	G	H	I	VICENZA LEATHER
2200	2420	2360	2412	2464	2528	2648	2804	2900	3224	3400	3568

COM Yardage: 4  
COL Footage: 72

### 6852 - Settee



COM	COL	A	B	C	D	E	F	G	H	I	VICENZA LEATHER
3016	3318	3296	3387	3478	3590	3800	4073	4241	4808	5116	5410

COM Yardage: 7  
COL Footage: 126

### 6854 - Sofa



COM	COL	A	B	C	D	E	F	G	H	I	VICENZA LEATHER
3622	3985	4022	4152	4282	4442	4742	5132	5372	6182	6622	7042

COM Yardage: 10  
COL Footage: 180

# CHARLES ALAN

## Z

## 815

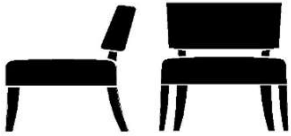
Coordinates with Z pull-ups

**Designer: C|A Design**

**Specify:** Finish on maple legs

W	D	H	AH	AW	SH	SD
32"	27"	33"	NA	NA	19"	

**8151 - Chair**



COM	COL	A	B	C	D	E	F	G	H	I	VICENZA LEATHER
1454	1600	1564	1600	1636	1680	1762	1869	1935	2158	2279	2404

COM Yardage: 2.75

COL Footage: 50

# CHARLES ALAN



Pull Up

## Austin

4090

Coordinates with Austin lounge, barstool and table series. Brushed stainless steel foot rails offer wear resistance. Curved maple top back rail echos the finish at a maple frame base.

**Designer: C|A Design**

**Specify:** Finish on maple frame

Armless 19.5" W	D	H	AH	AW	SH	SD
w/ Arms 23" W	24"	34"			18"	

### 40908 - Pull Up



COM	COL	A	B	C	D	E	F	G	H	I	VICENZA LEATHER
957	1053	1017	1037	1056	1080	1125	1184	1220	1341	1407	1470

COM Yardage: 1.5  
COL Footage: 27

### 40909 - Pull Up w/ Arms



COM	COL	A	B	C	D	E	F	G	H	I	VICENZA LEATHER
1070	1177	1130	1150	1169	1193	1238	1297	1333	1454	1520	1583

COM Yardage: 1.5  
COL Footage: 27

# Bailey

811

Features rolled arms with a tight seat and tight back. Beaded, mitered wood edge with flared maple legs.

**Designer:** C|A Design

**Specify:** Finish on maple frame

W	D	H	AH	AW	SH	SD
30"	31"	33.5"			18"	21.75"

8111 - Pull Up



COM	COL	A	B	C	D	E	F	G	H	I	VICENZA LEATHER
1678	1845	1858	1916	1975	2047	2182	2357	2465	2830	3028	3217

COM Yardage: 4.5  
COL Footage: 81

## Charlotte

730

Steam bent maple arms that are available in any standard maple finish. Tight seat with tight back.

**Designer: Andrew Gower**

**Specify:** Finish on maple frame

w/ Skirt 22.5" W											
w/ Arms 25" W	D	H	AH	AW	SH	SD					
Pull Up 22.5" W	28"	42.5"			19"	19"					

### 7301 - Pull Up w/ Skirt



COM	COL	A	B	C	D	E	F	G	H	I	VICENZA LEATHER
1165	1281	1305	1350	1396	1452	1557	1693	1777	2061	2215	2362

COM Yardage: 3.5  
COL Footage: 63

### 7311 - Pull Up w/ Arms



COM	COL	A	B	C	D	E	F	G	H	I	VICENZA LEATHER
1441	1585	1541	1574	1606	1646	1721	1819	1879	2081	2191	2296

COM Yardage: 2.5  
COL Footage: 45

### 7321 - Pull Up



COM	COL	A	B	C	D	E	F	G	H	I	VICENZA LEATHER
1038	1142	1138	1171	1203	1243	1318	1416	1476	1678	1788	1893

COM Yardage: 2.5  
COL Footage: 45

# Childress II

2526

Features top stitching tailoring. **Please Note:** Large prints and striped fabric patterns may become distorted due to the nature of the design. Carpet casters included.

**Designer: Wes Byrd**

**Specify:**

W	D	H	AH	AW	SH	SD
27"	28"	30"			18"	18"

**25261 - Pull Up**



COM	COL	A	B	C	D	E	F	G	H	I	VICENZA LEATHER
1014	1116	1164	1213	1262	1322	1434	1580	1670	1974	2139	2306

COM Yardage: 3.75  
COL Footage: 68

## Dillon

## 720

Stacks (4) height. Built with a solid maple frame. Bent plywood back construction follows curve of legs. Plain sliced maple veneer standard on wood back.

**Designer: Andrew Gower**

7201 22" W

7202 22" W

**Specify:** Finish on maple frame

7203 25" W

D H AH AW SH SD

7204 25" W

24" 36" 26.5" 18.5"

### 7201 - Pull Up w/ Wood Back & Upholstered Seat



COM	COL	A	B	C	D	E	F	G	H	I	VICENZA LEATHER
1014	1116	1044	1054	1064	1076	1098	1127	1145	1206	1239	1280

COM Yardage: 0.75

COL Footage: 14

### 7202 - Pull Up w/ Upholstered Seat & Back



COM	COL	A	B	C	D	E	F	G	H	I	VICENZA LEATHER
901	991	941	954	967	983	1013	1052	1076	1157	1201	1243

COM Yardage: 1

COL Footage: 18

### 7203 - Pull Up w/ Arms - Wood Back & Upholstered Seat



COM	COL	A	B	C	D	E	F	G	H	I	VICENZA LEATHER
1155	1271	1185	1195	1205	1217	1239	1268	1286	1347	1380	1421

COM Yardage: 0.75

COL Footage: 14

### 7204 - Pull Up w/ Arms - Upholstered Seat & Back



COM	COL	A	B	C	D	E	F	G	H	I	VICENZA LEATHER
1053	1158	1093	1106	1119	1135	1165	1204	1228	1309	1353	1395

COM Yardage: 1

COL Footage: 18



## Evans

763

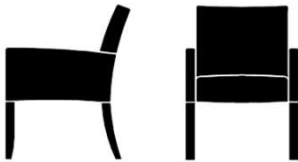
Coordinates with Evans lounge, barstool, bench and table series. Solid maple wood frame. Bolt on arms (except for 7951C)

**Designer: Andrew Gower**

**Specify:** Finish on maple frame

W	D	H	AH	AW	SH	SD
23.5"	25.5"	33.5"	26"		18"	18"

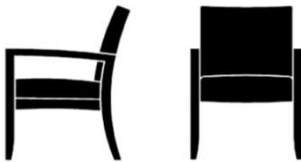
### 7631 - Pull Up w/ Closed Arm



COM	COL	A	B	C	D	E	F	G	H	I	VICENZA LEATHER
1014	1116	1114	1147	1179	1219	1294	1392	1452	1654	1764	1869

COM Yardage: 2.5  
COL Footage: 45

### 7652 - Pull Up w/ Open Arms



COM	COL	A	B	C	D	E	F	G	H	I	VICENZA LEATHER
1073	1180	1133	1152	1172	1196	1241	1299	1335	1457	1523	1586

COM Yardage: 1.5  
COL Footage: 27

### 7632C - Pull Up w/ Open Arms on Casters



COM	COL	A	B	C	D	E	F	G	H	I	VICENZA LEATHER
1183	1301	1243	1262	1282	1306	1351	1409	1445	1567	1633	1696

COM Yardage: 1.5  
COL Footage: 27

# French Club

741

Coordinates with French Club lounge, barstool and table series. Tapered turned front legs, tight seat with tight back.

**Designer: Andrew Gower**

**Specify:** Finish on maple frame

W	D	H	AH	AW	SH	SD
26"	27.5"	32"			18"	17.5"

## 7411 - Pull Up



COM	COL	A	B	C	D	E	F	G	H	I	VICENZA LEATHER
1293	1422	1423	1465	1507	1559	1657	1783	1861	2125	2268	2414

COM Yardage: 3.25  
COL Footage: 59

## 7412 - Dining Chair



COM	COL	A	B	C	D	E	F	G	H	I	VICENZA LEATHER
952	1047	1012	1031	1051	1075	1120	1178	1214	1336	1402	1465

COM Yardage: 1.5  
COL Footage: 27

19" W, 22" D, 35" H, 19" SH, 17.5" SD

## Meridian

4070

Coordinates with Meridian barstools and bar height table. Brushed stainless steel foot rails offer exceptional wear resistance. Field replaceable upholstered seat and back (*except on 40709*).

**Designer: C|A Design**

**Specify:** Finish on maple frame

Pull Up 21" W	D	H	AH	AW	SH	SD
Pull Up w/ Arms 23.5" W	23"	31.5"			18"	


### 40708 - Pull Up



COM	COL	A	B	C	D	E	F	G	H	I	VICENZA LEATHER
978	1076	1058	1084	1110	1142	1202	1280	1328	1490	1578	1662

COM Yardage: 2  
COL Footage: 36

### 40709 - Pull Up w/ Arms



COM	COL	A	B	C	D	E	F	G	H	I	VICENZA LEATHER
1098	1208	1208	1244	1279	1323	1406	1513	1579	1802	1923	2048

COM Yardage: 2.75  
COL Footage: 50

# Monterey

711

Coordinates with Monterey lounge series. Modernized club arm with waterfall tight seat with tight back. Sewn stiches on arm pad and back.

**Designer: Andrew Gower**

**Specify:** Finish on maple frame

W	D	H	AH	AW	SH	SD
27"	25.5"	33.5"	25"	3"	18.5"	

7111 - Pull Up



COM	COL	A	B	C	D	E	F	G	H	I	VICENZA LEATHER
1318	1450	1448	1490	1532	1584	1682	1809	1887	2150	2293	2439

COM Yardage: 3.25

COL Footage: 59

# Navarro

4010

Brushed Stainless Steel foot Rails offer exceptional wear resistance. Waterfall seat with solid hard wood maple frame.

**Designer: C|A Design**

W	D	H	AH	AW	SH	SD
18"	22.5"	34"	NA	NA	18"	

**40108 - Pull Up**



COM	COL	A	B	C	D	E	F	G	H	I	VICENZA LEATHER
826	909	886	906	925	949	994	1053	1089	1210	1276	1339

COM Yardage: 1.5  
COL Footage: 27

**Specify:** Finish on maple frame  
Contact customer service for other options and specialty pricing.

**Soma**

**693**

Coordinates with Soma lounge, armless tablet, bench and table series. Bolt on arms with tight seat and tight back.  
 "Stardust" powder coated steel legs.

**Designer: Andrew Gower**

**Specify:**

W	D	H	AH	AW	SH	SD
25"	25"	31"	24"	3"	17"	

**6931 - Pull Up**



COM	COL	A	B	C	D	E	F	G	H	I	VICENZA LEATHER
1316	1447	1486	1541	1596	1664	1792	1957	2059	2404	2591	2779

COM Yardage: 4.25  
 COL Footage: 77

# CHARLES ALAN

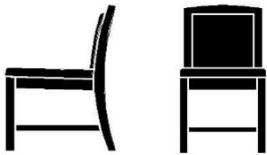
**VA**

**8050**

**Designer: C|A Design**

<b>Specify:</b>	Pull Up 19" W										
	Pull Up - PS 23" W	D	H	AH	AW	SH	SD				
	Pull Up w/ Arms 23" W	22"	35.5"			19.5"					

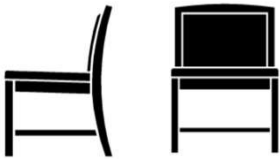
**80508- Pull Up**



COM	COL	A	B	C	D	E	F	G	H	I	VICENZA LEATHER
794	874	834	847	860	876	906	945	969	1050	1094	1136

COM Yardage: 1  
COL Footage: 18


**80508-PS - Pull Up - Plus Sized**



COM	COL	A	B	C	D	E	F	G	H	I	VICENZA LEATHER
926	1019	966	979	992	1008	1038	1077	1101	1182	1226	1268

COM Yardage: 1  
COL Footage: 18

**80509 - Pull Up w/ Arms**



COM	COL	A	B	C	D	E	F	G	H	I	VICENZA LEATHER
916	1008	956	969	982	998	1028	1067	1091	1172	1216	1258

COM Yardage: 1  
COL Footage: 18

# Westin

800

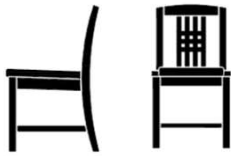
Solid maple wood frame with upholstered seat

**Designer: Andrew Gower**

**Specify:** Finish on maple frame

W	D	H	AH	AW	SH	SD
19"	22"	35.5"			19.5"	

8001 - Pull Up



COM	COL	A	B	C	D	E	F	G	H	I	VICENZA LEATHER
954	1049	984	993	1003	1015	1038	1067	1085	1146	1179	1220

COM Yardage: 0.75  
COL Footage: 14



# CHARLES ALAN

## Z

## 810

Coordinates with Z lounge series. Waterfall seat with solid maple wood frame.

**Designer: C|A Design**

**Specify:** Finish on maple frame

Pull Up 23" W

D

H

AH

AW

SH

SD

Contact customer service for slipcover options

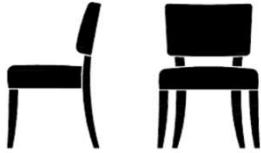
Pull Up w/ Arms 26" W

23.5" 33"

25.5"

19"

**8001 - Pull Up**



COM	COL	A	B	C	D	E	F	G	H	I	VICENZA LEATHER
1054	1159	1134	1160	1186	1218	1278	1356	1404	1566	1654	1738

COM Yardage: 2  
COL Footage: 36

**8102 - Pull Up w/ Arms**



COM	COL	A	B	C	D	E	F	G	H	I	VICENZA LEATHER
1348	1482	1428	1454	1480	1512	1572	1650	1698	1860	1948	2032

COM Yardage: 2  
COL Footage: 36

**8103 - Low Easy**



COM	COL	A	B	C	D	E	F	G	H	I	VICENZA LEATHER
1284	1412	1364	1390	1416	1448	1508	1586	1634	1796	1884	1968

23.75" W, 21.75" D, 25" H, 13.5" SH

COM Yardage: 2  
COL Footage: 36

# CHARLES ALAN



Barstools

# Austin

4090


Coordinates with Austin lounge, pull up and table series. Brushed stainless steel foot rails offer wear resistance. Curved maple top back rail echos the finish at a maple frame base.

**Designer: C|A Design**

**Specify:** Finish on maple frame

W	D	H	AH	AW	SH	SD
17.25"	21.25"	44"			30"	

## 40907 - Barstool



COM	COL	A	B	C	D	E	F	G	H	I	VICENZA LEATHER
954	1049	1014	1033	1053	1077	1122	1180	1216	1338	1404	1467

COM Yardage: 1.5  
COL Footage: 27

# Benton

4020

Front stretcher has charcoal kickplate. Solid hardwood maple frame.

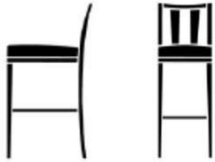
**Designer: C|A Design**

**Specify:** Finish on maple frame

Yardage for 2 or more Benton Barstools is .5 yard per chair, or 9 sqft.

W	D	H	AH	AW	SH	SD
17.5"	21.5"	44"			30"	

## 40207 - Barstool



COM	COL	A	B	C	D	E	F	G	H	I	VICENZA LEATHER
873	961	903	913	923	935	957	987	1005	1065	1098	1139

COM Yardage: 0.75

COL Footage: 14

## Clairmont

## 4060

Coordinates with Clairmont lounge series. Brushed stainless steel foot rails offer wear resistance. Waterfall seat with solid hard wood maple frame.

**Designer: Andrew Gower**

<b>Specify:</b> Finish for maple legs (and arms for 40617)	Barstool 18" W											
	w/ Arms 22" W	D	H	AH	AW	SH	SD					
	w/ Upholstered Arms 22" W	23"	43"			30"	16.75"					

### 40607 - Barstool



COM	COL	A	B	C	D	E	F	G	H	I	VICENZA LEATHER
862	949	922	942	961	985	1030	1089	1125	1246	1312	1375

COM Yardage: 1.5  
COL Footage: 27

### 40617 - Barstool w/ Arms



COM	COL	A	B	C	D	E	F	G	H	I	VICENZA LEATHER
966	1062	1026	1045	1065	1089	1134	1192	1228	1350	1416	1479

37" AH

COM Yardage: 1.5  
COL Footage: 27

### 40626 - Barstool w/ Upholstered Arms



COM	COL	A	B	C	D	E	F	G	H	I	VICENZA LEATHER
930	1022	1010	1036	1062	1094	1154	1232	1280	1442	1530	1614

36" AH

COM Yardage: 2  
COL Footage: 36

# Dillon

4030

Coordinates with Dillon pull up series. Brushed stainless steel foot rails offer exceptional wear resistance. Solid maple frame with plain sliced maple bent plywood back that follows the curve of the legs. Upholstered seat.

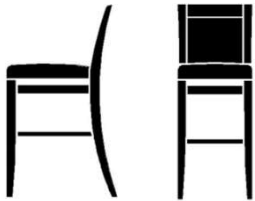
**Designer: Andrew Gower**

**Specify:** Finish on maple frame.

Back available in quarter cut curly maple veneer.

W	D	H	AH	AW	SH	SD
17.5"	22"	43"			30"	

## 40307 - Barstool



COM	COL	A	B	C	D	E	F	G	H	I	VICENZA LEATHER
954	1049	984	993	1003	1015	1038	1067	1085	1146	1179	1220

COM Yardage: 0.75

COL Footage: 14

# Evans

4050

Coordinates with Evans lounge, pull up, and table series. Front stretcher has standard charcoal kickplate. Solid hardwood maple frame.

**Designer: Andrew Gower**

**Specify:** Finish on maple frame.

W	D	H	AH	AW	SH	SD
18"	21.5"	44"			30"	17"

## 40507 - Barstool



COM	COL	A	B	C	D	E	F	G	H	I	VICENZA LEATHER
928	1021	978	995	1011	1031	1068	1117	1147	1248	1303	1365

COM Yardage: 1.25  
COL Footage: 23

# French Club

4040 & 4041

Coordinates with French Club lounge, pull up and table series. Turned front tapered legs with solid hardwood maple frame.

**Designer: Andrew Gower**

**Specify:** Finish for maple legs (and wood frame back for 40417)

W	D	H	AH	AW	SH	SD
19"	22"	43"			31"	

## 40407 - Barstool



COM	COL	A	B	C	D	E	F	G	H	I	VICENZA LEATHER
1076	1183	1136	1155	1175	1199	1244	1302	1338	1460	1526	1589

COM Yardage: 1.5  
COL Footage: 27

## 40417 - Barstool w/ Arms



COM	COL	A	B	C	D	E	F	G	H	I	VICENZA LEATHER
1205	1325	1255	1271	1287	1307	1345	1393	1423	1525	1580	1642

COM Yardage: 1.25  
COL Footage: 23



**Iredale**

4080

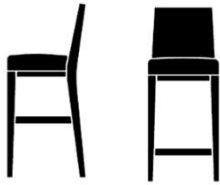
Front stretcher has standard charcoal kickplate. Laminated curved back joins to a solid maple frame.

**Designer: C|A Design**

**Specify:** Finish on maple frame.

W	D	H	AH	AW	SH	SD
18"	19.5"	43"			30"	16.5"

**40807 - Barstool**



COM	COL	A	B	C	D	E	F	G	H	I	VICENZA LEATHER
880	968	910	920	930	942	964	993	1011	1072	1105	1146

COM Yardage: 0.75  
COL Footage: 14

## Meridian

4070


Coordinates with Meridian bar height table and pull up chairs. Brushed stainless steel foot rails offer exceptional wear resistance. Field replaceable upholstered seat and back.

**Designer:** C|A Design

**Specify:** Finish on maple frame.

W	D	H	AH	AW	SH	SD
18.5"	22"	43.75"			30"	


### 40705 - Barstool



COM	COL	A	B	C	D	E	F	G	H	I	VICENZA LEATHER
911	1002	961	977	993	1013	1051	1100	1130	1231	1286	1348

COM Yardage: 1.25  
COL Footage: 23


### 40706 - Barstool



COM	COL	A	B	C	D	E	F	G	H	I	VICENZA LEATHER
957	1053	1007	1023	1040	1060	1097	1146	1176	1277	1332	1394

COM Yardage: 1.25  
COL Footage: 23

### 40707 - Barstool



COM	COL	A	B	C	D	E	F	G	H	I	VICENZA LEATHER
911	1002	961	977	993	1013	1051	1100	1130	1231	1286	1348

COM Yardage: 1.25  
COL Footage: 23

## Navarro

QS 4010

Brushed stainless steel foot rails offer exceptional wear resistance. Waterfall seat with solid hard wood maple frame

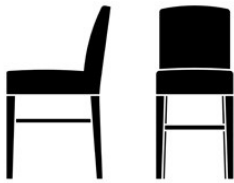
**Designer: C|A Design**

**Specify:** Finish on maple frame

Contact customer service for other options and specialty pricing.

W	D	H	AH	AW	SH	SD
18"					30"	

### 40105 - Counter Height Barstool



COM	COL	A	B	C	D	E	F	G	H	I	VICENZA LEATHER
862	949	922	942	961	985	1030	1089	1125	1246	1312	1375

18" D, 40" H, 25" SH

COM Yardage: 1.5  
COL Footage: 27

### 40106 - Backless Stool



COM	COL	A	B	C	D	E	F	G	H	I	VICENZA LEATHER
782	860	822	835	848	864	894	933	957	1038	1082	1124

23" D, 43" H

COM Yardage: 1  
COL Footage: 18

### 40107 - Barstool



COM	COL	A	B	C	D	E	F	G	H	I	VICENZA LEATHER
862	949	922	942	961	985	1030	1089	1125	1246	1312	1375

23" D, 43" H

COM Yardage: 1.5  
COL Footage: 27

# CHARLES ALAN

**VA**

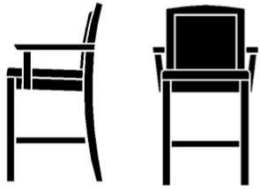
**8051**

**Designer: C|A Design**

**Specify:**

W D H AH AW SH SD  
23" 22"

**80516 - Counter Height Barstool w/ Arms**




COM	COL	A	B	C	D	E	F	G	H	I	VICENZA LEATHER
963	1059	1003	1016	1029	1045	1075	1114	1138	1219	1263	1305

39.75" H, 25" SH

COM Yardage: 1  
COL Footage: 18

**80517 - Barstool w/ Arms**



COM	COL	A	B	C	D	E	F	G	H	I	VICENZA LEATHER
979	1077	1019	1032	1045	1061	1091	1130	1154	1235	1279	1321

45.75" H, 30" SH

COM Yardage: 1  
COL Footage: 18

# CHARLES ALAN



Benches

## Erik

340

Coordinates with Erik tables. Plain sliced maple veneered body with brushed aluminum reveals. Boxed sewn upholstered seat standard with optional 2 cm granite top.

**Designer: Erik Travis**

**Specify:** Finish for exposed maple base

For optional Absolute granite 2CM tops, add \$533 LIST each.

Single 21" W

Double 42" W

Triple 63" W

D

H

AH

AW

SH

21"

18"

### 3401 - Single



COM	COL	A	B	C	D	E	F	G	H	I	VICENZA LEATHER
1015	1117	1045	1055	1065	1077	1099	1129	1147	1207	1240	1281

COM Yardage: 0.75

COL Footage: 14

### 3402 - Double



COM	COL	A	B	C	D	E	F	G	H	I	VICENZA LEATHER
1577	1735	1637	1657	1676	1700	1745	1804	1840	1961	2027	2090

COM Yardage: 1.5

COL Footage: 27

### 3403 - Triple



COM	COL	A	B	C	D	E	F	G	H	I	VICENZA LEATHER
1840	2024	1930	1960	1989	2025	2092	2180	2234	2416	2515	2619

COM Yardage: 2.25

COL Footage: 41

## Evans

## 310

Coordinates with Evans lounge, pull up, barstool and table series. Seat floats above upholstered base with tapered maple legs.

**Designer: Andrew Gower**

**Specify:** Finish for maple legs

Single 21" W					
Double 42" W	D	H	AH	AW	SH
Triple 63" W	21"	18"			

### 3101 - Single



COM	COL	A	B	C	D	E	F	G	H	I	VICENZA LEATHER
894	984	984	1014	1043	1079	1146	1234	1288	1470	1569	1673

COM Yardage: 2.25  
COL Footage: 41

### 3102 - Double



COM	COL	A	B	C	D	E	F	G	H	I	VICENZA LEATHER
1084	1192	1224	1269	1315	1371	1476	1612	1696	1980	2134	2281

COM Yardage: 3.5  
COL Footage: 63

### 3103 - Triple



COL	A	B	C	D	E	F	G	H	I	VICENZA LEATHER
1567	1615	1676	1738	1814	1957	2142	2256	2641	2850	3059

COM Yardage: 4.75  
COL Footage: 86

## Java

330

Coordinates with Java lounge and table series. Legs are "Stardust" powder coated steel. Welt cord at top defines seat.

**Designer: Andrew Gower**

<b>Specify:</b>	Single 21" W					
	Double 42" W	D	H	AH	AW	SH
	Triple 63" W	23.5"	18.5"			

### 3301 - Single



COM	COL	A	B	C	D	E	F	G	H	I	VICENZA LEATHER
1018	1119	1098	1124	1150	1182	1242	1320	1368	1530	1618	1702

COM Yardage: 2  
COL Footage: 36

### 3302 - Double



COM	COL	A	B	C	D	E	F	G	H	I	VICENZA LEATHER
1195	1314	1315	1354	1393	1441	1531	1648	1720	1963	2095	2221

COM Yardage: 3  
COL Footage: 54

### 3303 - Triple



COM	COL	A	B	C	D	E	F	G	H	I	VICENZA LEATHER
1425	1567	1605	1663	1722	1794	1929	2104	2212	2577	2775	2964

COM Yardage: 4.5  
COL Footage: 81



## Soma

691

Coordinates with Soma lounge, armless tablet, pull up and table series. Standard Soma legs are 1/8" aluminum tubing. Soma benches feature bolt together construction with a tailored seat quartered, tufted and luggage stitched, anchored by a single centered (1) inch button.

**Designer: Andrew Gower**

<b>Specify:</b> Finish for exposed maple base (WB)	Single 24" W				
	Double 48" W	D	H	AH	AW SH
	Triple 72" W	24"	18"		

### 6911 - Single



COM	COL	A	B	C	D	E	F	G	H	I	VICENZA LEATHER
1064	1170	1094	1103	1113	1125	1148	1177	1195	1256	1289	1330
Total COM:		2.25		Top COM Yardage: 1.5				Bottom COM Yardage: 0.75			
Total COL:		41		Top COL Footage: 27				Bottom COL Footage: 14			

### 6912 - Double



COM	COL	A	B	C	D	E	F	G	H	I	VICENZA LEATHER
1328	1460	1388	1407	1427	1451	1496	1554	1590	1712	1778	1841
Total COM:		4.5		Top COM Yardage: 3				Bottom COM Yardage: 1.5			
Total COL:		81		Top COL Footage: 54				Bottom COL Footage: 27			

### 6913 - Triple



COM	COL	A	B	C	D	E	F	G	H	I	VICENZA LEATHER
2068	1970	1999	2028	2064	2132	2220	2274	2456	2555	2659	
Total COM:		6.75		Top COM Yardage: 4.5				Bottom COM Yardage: 2.25			
Total COL:		122		Top COL Footage: 81				Bottom COL Footage: 41			

### 6914 - Single - WB



COM	COL	A	B	C	D	E	F	G	H	I	VICENZA LEATHER
1162	1278	1222	1241	1261	1285	1330	1388	1424	1546	1612	1675
											COM Yardage: 1.5
											COL Footage: 27

## Soma

691

Coordinates with Soma lounge, armless tablet, pull up and table series. Standard Soma legs are 1/8" aluminum tubing. Soma benches feature bolt together construction with a tailored seat quartered, tufted and luggage stitched, anchored by a single centered (1) inch button.

**Designer: Andrew Gower**

<b>Specify:</b>	Single 24" W					
	Double 48" W	D	H	AH	AW	SH
	Triple 72" W	24"	18"			

### 6915 - Double - WB



COM	COL	A	B	C	D	E	F	G	H	I	VICENZA LEATHER
1450	1595	1570	1609	1648	1696	1786	1903	1975	2218	2350	2476

COM Yardage: 3  
COL Footage: 54

### 6916 - Triple - WB



COM	COL	A	B	C	D	E	F	G	H	I	VICENZA LEATHER
2054	2259	2234	2292	2351	2423	2558	2733	2841	3206	3404	3593

COM Yardage: 4.5  
COL Footage: 81

## Tuxi

320

Coordinates with Tuxi lounge and table series. Tapered aluminum legs match aluminum reveal between seat top and upholstered body.

**Designer: Andrew Gower**

<b>Specify:</b>	Single 21" W					
	Double 42" W	D	H	AH	AW	SH
	Triple 63" W	24"	18"			

### 3201 - Single



COM	COL	A	B	C	D	E	F	G	H	I	VICENZA LEATHER
1022	1124	1102	1128	1154	1186	1246	1324	1372	1534	1622	1706

COM Yardage: 2  
COL Footage: 36

### 3202 - Double



COM	COL	A	B	C	D	E	F	G	H	I	VICENZA LEATHER
1224	1347	1364	1410	1455	1511	1616	1753	1837	2120	2274	2421

COM Yardage: 3.5  
COL Footage: 63

### 3203 - Triple



COM	COL	A	B	C	D	E	F	G	H	I	VICENZA LEATHER
1430	1573	1610	1669	1727	1799	1934	2110	2218	2582	2780	2969

COM Yardage: 4.5  
COL Footage: 81

## Ventura

360

Coordinates with Ventura lounge series. Veneered wood ends on top of a 1 1/2" square tubing steel base with a "Stardust" powder coat. Boxed upholstered arms and seat.

**Designer: Andrew Gower**

**Specify:** 1 Additional yd for (2) bolsters  
(1) set bolsters - add \$250 LIST

Single 36" W					
Double 60" W	D	H	AH	AW	SH
Triple 84" W	24"	25"			19"

### 3601 - Single



COM	COL	A	B	C	D	E	F	G	H	I	VICENZA LEATHER
1412	1554	1512	1545	1577	1617	1692	1790	1850	2052	2162	2267

COM Yardage: 2.5  
COL Footage: 45

### 3602 - Double



COM	COL	A	B	C	D	E	F	G	H	I	VICENZA LEATHER
1910	2101	2070	2122	2174	2238	2358	2514	2610	2934	3110	3278

COM Yardage: 4  
COL Footage: 72


### 3603 - Triple



COM	COL	A	B	C	D	E	F	G	H	I	VICENZA LEATHER
2322	2554	2542	2614	2685	2773	2938	3153	3285	3730	3972	4203

COM Yardage: 5.5  
COL Footage: 99

# CHARLES ALAN



Booths & Banquettes

## Booths & Banquettes

The Booths and Banquette Collection by Charles Alan showcases a sophisticated aesthetic that is contemporary to traditional, and everything in between. The collection provides for unlimited flexibility of seating and table configurations.

Standard booths are available single and double, with a 3 1/2 inch high laminate base with a 1 inch recessed toe kick. The seats have prominent crowning. The plain or channel backs have lumbar support.

Specialty booths, banquettes and lounge products are custom manufactured to meet your exact space and style requirements for restaurants, cafeterias, casinos, lobbies, reception areas, student centers, libraries, airports, etc.

### Options include:

Backs: plain, channel, tufted, wood tops, wood end caps, varying heights

Bases: wood, laminate, brushed stainless steel, tapered legs in wood or brushed aluminum, and brushed stainless steel square legs, or without a base

Configurations: straight, curved, inside or outside back, serpentine, wedge and corner, available power options, privacy screens, counters and tablets

Please visit our website at [www.charlesalaninc.com](http://www.charlesalaninc.com) to view the Booths and Banquettes Collection

## Booths & Banquettes

700

Both series are available in single and double booths with a standard 3 1/2" high laminate base with a 1" recessed toe kick. Seats have prominent crowning to eliminate puddling. Backs have lumbar support.

**Designer: C|A Design**

**Specify:** Templates are required for critical fit with building architecture

W D H AH AW SH  
60" 36" 18"

### 7000 - Plain Back, Single Booth



COM	COL	A	B	C	D	E	F	G	H	I	VICENZA LEATHER
1865	2051	2025	2077	2129	2193	2313	2469	2565	2889	3065	3233

24" D

COM Yardage: 4  
COL Footage: 72

### 7002 - Plain Back, Double Booth



COM	COL	A	B	C	D	E	F	G	H	I	VICENZA LEATHER
2681	2949	2921	2999	3077	3173	3353	3587	3731	4217	4481	4733

46" D

COM Yardage: 6  
COL Footage: 108

### 7003 - Channel Back, Single Booth

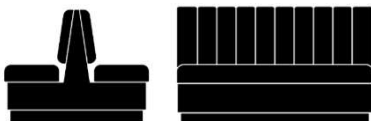


COM	COL	A	B	C	D	E	F	G	H	I	VICENZA LEATHER
2103	2314	2283	2342	2400	2472	2607	2783	2891	3255	3453	3642

24" D

COM Yardage: 4.5  
COL Footage: 81

### 7004 - Channel Back, Double Booth



COM	COL	A	B	C	D	E	F	G	H	I	VICENZA LEATHER
3093	3403	3373	3464	3555	3667	3877	4150	4318	4885	5193	5487

46" D

COM Yardage: 7  
COL Footage: 126

# CHARLES ALAN



Tables



# Austin

4091


Coordinates with Austin lounge, pull up and barstool series. 4 1/2" thick top with beaded bottom edge and inset tapered legs.

**Designer:** C|A Design

- A Veneer
- B Wilsonart Standard Black Laminate
- C Wilsonart Standard Laminate
- D (2cm) Absolute Black Granite Top

**Specify:** Top option and wood finish on maple.

	W	D	H		A	B	C	D
<b>40911</b>	42"	18"	18"	Ellipse	1595	1807	2047	3304
<b>40913</b>	28"	28"	22"	Ellipse	1531	1735	1966	NA
<b>40915</b>	48"	24"	18"	Ellipse	1823	2065	2340	NA



## Belmont

6680

**Designer:** C|A Design

**Specify:** Top option and wood finish on maple.

- A Veneer
- B Wilsonart Standard Black Laminate
- C Wilsonart Standard Laminate
- D (2cm) Absolute Black Granite Top

	W	D	H		A	B	C	D
<b>40911</b>	42"	18"	18"	Ellipse	1595	1643	1692	3304
<b>40913</b>	28"	28"	22"	Ellipse	1531	1577	1624	NA
<b>40915</b>	48"	24"	18"	Ellipse	1823	1877	1934	NA

## Classic

## 6502

Classic tables are made from solid hardwood with a veneered inset top surrounded by bead molded apron rails and tapered legs. Veneer exterior finishes are maple.

**Designer:** Wes Byrd

**Specify:** Top option and wood finish on maple.

- A Veneer
- B Wilsonart Standard Black Laminate
- C Wilsonart Standard Laminate
- D (2cm) Absolute Black Granite Inset Top

	W	D	H		A	B	C	D
<b>65021</b>	21"	21"	16"	Round	1044	1075	1107	1476
<b>65022</b>	48"	24"	16"	Rectangular	1218	1254	1290	2046
<b>65023</b>	24"	24"	21"	Square	999.9	1030	1060	1576
<b>65024</b>	28"	28"	21"	Square	1134	1168	1202	1790
<b>65025</b>	30"	30"	21"	Round	1610	1659	1707	2058
<b>65026</b>	21"	21"	25"	Round	1162	1197	1231	1592
<b>65027</b>	54"	18"	29"	Rectangular	1662	1712	1762	2358



## Cole

5800

Coordinates with Cole lounge series. 2" hardwood banded top rests on legs that flare on bottom with inset. 1" fixed shelf floats off floor.

**Designer: Andrew Gower**

**Specify:** Top option and wood finish on maple.

- A Veneer
- B Wilsonart Standard Black Laminate
- C Wilsonart Standard Laminate
- D (2cm) Absolute Black Granite Top

	W	D	H		A	B	C	D
<b>58001</b>	24"	18"	22"	Rectangular	1134	1168	1202	1940
<b>58002</b>	22"	22"	22"	Square	1142	1176	1210	1948
<b>58003</b>	42"	22"	17"	Rectangular	1332	1372	1412	2904
<b>58004</b>	36"	36"	17"	Square	1426	1469	1511	3652



## Erik

## 6625

Coordinates with Erik bench and pedestal series. A tapered cube, drum or ellipse, the Erik is wrapped with matched plain sliced maple veneer suspended between recessed brushed aluminum elements and is covered by a 3cm Absolute Black Granite top.

### Designer: Erik Travis

**Specify:** Top option and wood finish on maple.

Grommets, Power, Communications, Finline™ Greenline Veneers - CALL

- A Veneer
- B Wilsonart Standard Black Laminate
- C Wilsonart Standard Laminate
- D (3cm) Absolute Black Granite Top

	W	D	H		A	B	C	D
<b>66250</b>	24"	24"	20"	Round	1850	1905	1961	2996
<b>66251</b>	18"	18"	20"	Round	1592	1639	1687	2082
<b>66251S</b>	18"	18"	21.5"	Round	1768	1821	1873	2324
<b>66252</b>	30"	30"	20"	Square	2328	2397	2467	4056
<b>66253</b>	30"	30"	24"	Square	2506	2581	2657	4222
<b>66254</b>	36"	36"	16"	Square	2318	2387	2456	4880
<b>66256</b>	22"	22"	20"	Round	1724	1775	1827	2850
<b>66257</b>	28"	18"	16"	Ellipse	1774	1827	1881	3128
<b>66258</b>	28"	18"	20"	Ellipse	2044	2105	2166	3510
<b>66259</b>	36"	18"	20"	Ellipse	2410	2483	2554	3876



# Erik Pedestal

6626

Coordinates with Erik bench and table series. A tapered cube is wrapped with matched plain sliced maple veneer suspended between recessed brushed aluminum elements and is covered by a 2cm Absolute Black Granite top. Brushed Aluminum X base maximizes the foot print for stability

**Designer: Erik Travis**

- A Veneer
- B Wilsonart Standard Black Laminate
- C Wilsonart Standard Laminate
- D (2cm) Absolute Black Granite Top

**Specify:** Top option and wood finish on maple.

Grommets, Power, Communications, Finline™ Greenline Veneers - CALL

	W	D	H		A	B	C	D
<b>66260</b>	14"	14"	30"	Square	2017	1889	1944	2100
<b>66261</b>	15"	15"	36"	Square	2020	2080	2141	2310
<b>66262</b>	16"	16"	42"	Square	2230	2297	2364	2582



## Evans

7600

Coordinates with Evans lounge, pull up, barstool and bench series. Miter folded top above legs with X brace stretchers.

**Designer: Andrew Gower**

**Specify:** Top option and wood finish on maple.

- A Veneer
- B Wilsonart Standard Black Laminate
- C Wilsonart Standard Laminate
- D (2cm) Absolute Black Granite Top

	W	D	H		A	B	C	D
<b>76001</b>	18"	18"	22"	Square	1034	1065	1097	1684
<b>76002</b>	24"	24"	22"	Square	1074	1106	1139	2226
<b>76003</b>	48"	22"	17"	Rectangular	1156	1191	1227	3832
<b>76004</b>	36"	36"	17"	Square	1132	1166	1201	3238



## French Club

## 7400

Coordinates with French Club lounge, pull up, and barstool series. 2" wide reverse beveled hardwood edge entraps veneered top, floating above tapered turned legs.

**Designer: Andrew Gower**

**Specify:** Top option and wood finish on maple.

- A Veneer
- B Wilsonart Standard Black Laminate
- C Wilsonart Standard Laminate
- D (2cm) Absolute Black Granite Top

	W	D	H		A	B	C	D
<b>74001</b>	18"	18"	22"	Round	1278	1317	1355	1918
<b>74002</b>	22"	22"	22"	Round	1322	1362	1403	2274
<b>74003</b>	28"	18"	22"	Ellipse	1354	1395	1437	2346
<b>74004</b>	36"	18"	17"	Ellipse	1382	1423	1464	2666
<b>74005</b>	48"	24"	17"	Ellipse	1618	1667	1717	CALL





## Gracie

QS 6700

Coordinates with Gracie lounge series. Features veneered top with sculptured solid wood legs that seamlessly join the top. Available in maple veneer over solid hardwood.

**Designer: Andrew Gower**

**Specify:** Top option and wood finish on maple.

- A Veneer
- B Wilsonart Standard Black Laminate
- C Wilsonart Standard Laminate
- D (2cm) Absolute Black Granite Top

	W	D	H		A	B	C	D
<b>67001 - QS</b>	18"	18"	21.5"	Round (side table)	1272	1310	1348	1906
<b>67002 - QS</b>	42"	18"	16"	Ellipse	1882	1938	1995	3356
<b>67003</b>	24"	24"	22"	Round	1486	1531	1575	1734
<b>67005</b>	26"	26"	26"	Round	1686	1737	1788	4644
<b>67006</b>	38"	38"	19"	Round	2306	2375	2444	5134
<b>67007</b>	48"	48"	17"	Round	2596	2674	2752	6844
<b>67008</b>	42"	42"	21.5"	Round	2384	2455	2527	5844
<b>67009</b>	42"	18"	29"	Half Ellipse	2372	2443	2514	6576



## Java

6750

Coordinates with Java lounge and bench series. The Java 18" DIA table uses an inset glass, let into a 3" wide maple frame. Legs are "Stardust" powder coated and folded to support an aesthetic of lightness where a sense of air flow is desired. Available in maple and any standard finish.

**Designer: Andrew Gower**

**Specify:** Top option and wood finish on maple.

- A Veneer
- B Wilsonart Standard Black Laminate
- C Wilsonart Standard Laminate
- D (2cm) Absolute Black Granite Top

	W	D	H		A	B	C	D	GLASS
<b>67501</b>	18"	18"	22"	Round - Glass Inlet	NA	NA	NA	NA	1406
<b>67502</b>	52"	22"	16"	Ellipse	1572	1619	1667	NA	
<b>67503</b>	19"	19"	22"	Round Drum	1154	1188	1223	1808	
<b>67504</b>	18"	18"	22"	Box	1120	1154	1187	1690	



## Lonestar

## 6620

Lonestar tables are made from welded steel arches combined with a 3cm Absolute Black granite top. A "lone star" medallion is affixed to the top of each leg. Matte bronze or silver finish is standard on each steel base. Options include marble or wood tops, other textured finish colors and custom medallions available, contact for special pricing.

### Designer: C|A Design

**Specify:** Top option and wood finish on maple.

Matte bronze or silver finish on steel base

- A Veneer
- B Wilsonart Standard Black Laminate
- C Wilsonart Standard Laminate
- D (3cm) Absolute Black Granite Top

	W	D	H		A	B	C	D
<b>66200</b>	18"	18"	18"	Round	1058	1090	1122	1444
<b>66201</b>	18"	18"	20"	Round	1080	1112	1145	1466
<b>66202</b>	30"	30"	18"	Round	1548	1594	1640	2988
<b>66203</b>	36"	36"	29"	Round	2156	2221	2286	4264
<b>66204</b>	48"	24"	16"	Ellipse	1418	1461	1503	3260
<b>66205</b>	30"	30"	42"	Round - 3 Legs w/o Rail	2508	2583	2659	3864
<b>66207</b>	30"	30"	42"	Round - 3 Legs w/ Rail	2142	2206	2270	3498
<b>66208</b>	24"	24"	20"	Round	1136	1170	1205	1966



# Melrose

6690

The veneered round top of the Melrose has a reverse curve hardwood edge supported by sculptured hardwood legs that are reinforced with cross stretchers.

**Designer: Peter Wooding**

- A Veneer
- B Wilsonart Standard Black Laminate
- C Wilsonart Standard Laminate
- D (2cm) Absolute Black Granite Top

**Specify:** Top option and wood finish on maple.

	W	D	H		A	B	C	D
<b>66901</b>	24"	24"	27"	Round	1830	1885	1940	NA



# Meridian

4071

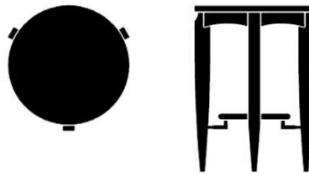
Coordinates with Meridian pull up and barstool series. Square maple legs transition into tapered legs at floor. Brushed aluminum stainless steel foot rails offer exceptional wear resistance. Standard 3cm black granite with epoxy finished welded aprons.

**Designer:** C|A Design

**Specify:** Top option and wood finish on maple.

- A Veneer
- B Wilsonart Standard Black Laminate
- C Wilsonart Standard Laminate
- D (3cm) Absolute Black Granite Top

	W	D	H		A	B	C	D
<b>40717</b>	30"	30"	42"	Round	2444	2518	2592	3116



# Montauk

6527

Montauk table features reverse tapered concave top edge details with a parquet match veneered top and curved, tapered legs. Available in any standard finish on maple

**Designer: Andrew Gower**

**Specify:** Wood finish on maple.

- A Veneer
- B Wilsonart Standard Black Laminate
- C Wilsonart Standard Laminate
- D (3cm) Absolute Black Granite Top

	W	D	H		A	B	C	D
<b>65271</b>	18"	18"	22.5"	Square	1412	NA	NA	NA
<b>65272</b>	22"	18"	22.5"	Rectangular	1492	NA	NA	NA
<b>65273</b>	22"	22"	22.5"	Square	1526	NA	NA	NA
<b>65274</b>	44"	22"	17"	Rectangular	2596	NA	NA	NA



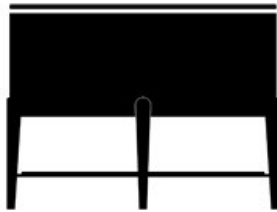
## Monterey

**Designer: C|A Design**

**Specify: top**

- A Veneer
- B Wilsonart Standard Black Laminate
- C Wilsonart Standard Laminate
- D (2cm) Absolute Black Granite Top

	W	D	H		A	B	C	D
<b>71001</b>	18"	18"	22"	Round	1500	1545	1590	2009
<b>71002</b>	22"	22"	22"	Round	1608	1656	1705	2497
<b>71003</b>	28.5"	18.5"	22"	Ellipse	2650	2729	2810	4263
<b>71004</b>	36"	36"	17"	Round	2246	2314	2380	4012



## Newport

6615

Newport tables combine the strength of welded steel and granite in a solid, durable and unique design. Welded, cold formed steel with a black textured epoxy finish is standard on the steel base. Absolute black granite top. CALL for granite, marble and solid wood top options. Other textured finish colors will be priced for custom orders.

**Designer: C|A Design**

**Specify: top**

- A Veneer
- B Wilsonart Standard Black Laminate
- C Wilsonart Standard Laminate
- D (3cm) Absolute Black Granite Top

	W	D	H		A	B	C	D
<b>66151</b>	15"	15"	22"	Round	2534	2610	2687	2929
<b>66152</b>	30"	30"	18"	Round	2637	2716	2795	5279
<b>66153</b>	40"	30"	18"	Rectangular	2882	2969	3055	6459
<b>66154</b>	54"	30"	18"	Rectangular	3217	3314	3411	8079





## Palladian

## 6503

Palladian tables are constructed of solid hardwood with a veneered inset top surrounded by a tiered edge band. Available in any standard finish.

**Designer: Wes Byrd**

**Specify:** Top option and wood finish on maple.

- A Veneer
- B Wilsonart Standard Black Laminate
- C Wilsonart Standard Laminate
- D (2cm) Absolute Black Granite Inset Top

	W	D	H		A	B	C	D
<b>65031</b>	21"	21"	16"	Round	1044	1075	1107	1476
<b>65032</b>	48"	24"	16"	Rectangular	1218	1254	1290	2046
<b>65033</b>	24"	24"	21"	Square	999.9	1030	1060	1576
<b>65034</b>	28"	28"	21"	Square	1134	1168	1202	1790
<b>65035</b>	30"	30"	21"	Round	1610	1659	1707	2058
<b>65036</b>	21"	21"	25"	Round	1162	1197	1231	1592
<b>65037</b>	54"	18"	29"	Rectangular	1662	1712	1762	2358



# CHARLES ALAN

## Rose

QS

6800


2" mitered hardwood framed top floats above sculpted legs connected with curved wood aprons.

**Designer: Andrew Gower**

- A Veneer
- B Wilsonart Standard Black Laminate
- C Wilsonart Standard Laminate
- D (2cm) Absolute Black Granite Top

**Specify:** Top option and wood finish on maple.

	W	D	H		A	B	C	D
<b>68001 - QS</b>	18"	18"	22"	Round	1372	1412	1454	1748
<b>68002</b>	21"	21"	22"	Square	1324	1364	1404	1884
<b>68003</b>	24"	18"	22"	Rectangular	1374	1415	1456	1904
<b>68004</b>	42"	22"	17"	Rectangular	1460	1504	1548	2666



## Sarah

5900

Coordinates with Sarah lounge series. Miter folded top rests above sculpted legs with 1" thick shelf let into leg.

**Designer: Andrew Gower**

**Specify:** Top option and wood finish on maple.

- A Veneer
- B Wilsonart Standard Black Laminate
- C Wilsonart Standard Laminate
- D (2cm) Absolute Black Granite Top

	W	D	H		A	B	C	D
<b>59001</b>	18"	18"	21"	Square	1162	1197	1231	1808
<b>59002</b>	21"	21"	21"	Square	1192	1229	1264	2076
<b>59003</b>	28"	18"	22"	Rectangular	1214	1251	1287	2222
<b>59004</b>	42"	20"	17"	Rectangular	1452	1496	1539	3128
<b>59005</b>	36"	36"	17"	Square	1510	1555	1601	4136



# Soma

6900

Coordinates with Soma lounge, armless, pull up and bench series. Soma tops are 1 1/4" thick with a tapered, under beveled edge. Legs are clear anodized aluminum tubing, splayed at 20 degrees and supported by black nylon glides. Standard top is parquet matched veneer with #312 natural maple finish.

**Designer: Andrew Gower**

**Specify:** Top option and wood finish on maple

	W	D	H		A	B	C	D
<b>69001</b>	18"	18"	21"	Round	1148	1183	1218	NA
<b>69002</b>	30"	18"	21"	Ellipse	1222	1258	1296	NA
<b>69003</b>	48"	24"	16"	Ellipse	1614	1662	1711	NA
<b>69004</b>	18"	18"	21"	Square	1152	1186	1221	NA
<b>69005</b>	22"	22"	21"	Square	1190	1225	1262	NA



## Stanley Cube

QS 6300

Stanley wood squared edge cube tables are constructed of a MDF and plywood substrate on adjustable glides. Standard with plain sliced maple veneer, CALL for specialty woods and pricing.

**Designer: C|A Design**

- A Veneer
- B Wilsonart Standard Black Laminate
- C Wilsonart Standard Laminate
- D (2cm) Absolute Black Granite Top

	W	D	H			A	B	C	D
<b>63001 - QS</b>	18"	18"	21"	Square		752.4	775.5	797.5	1352
<b>63002 - QS</b>	24"	24"	16"	Square		792	816.2	839.3	1856
<b>63003</b>	24"	24"	21"	Square		840.4	865.7	891	1904
<b>63004</b>	24"	24"	24"	Square		870.1	896.5	921.8	1934
<b>63005 - QS</b>	30"	30"	21"	Square		999.9	1030	1060	2662



**Specify:** Entire table in laminate or laminate top with wood finish sides.  
 Top option and wood finish on maple  
 Fineline™ Greenline Veneers available, CALL for pricing

# Stanley Cylinder

6100

Stanley wood square edge cylinder tables are constructed of a MDF and plywood substrate on adjustable glides. Standard with plain sliced maple veneer, CALL for specialty woods and pricing.

**Designer: C|A Design**

- A Veneer
- B Wilsonart Standard Black Laminate
- C Wilsonart Standard Laminate
- D (2cm) Absolute Black Granite Top

	W	D	H		A	B	C	D
<b>61001</b>	15"	15"	21"	Round	884.4	910.8	937.2	1582
<b>61002</b>	19"	19"	18"	Round	909.7	937.2	964.7	1680
<b>61003</b>	19"	19"	21"	Round	921.8	949.3	976.8	1712
<b>61004</b>	25"	25"	21"	Round	1158	1194	1228	2996
<b>61005</b>	31"	31"	21"	Round	1286	1324	1363	3266



**Specify:** Entire table in laminate or laminate top with wood finish sides.

Top option and wood finish on maple

Fineline™ Greenline Veneers available, CALL for pricing

# Stanley Oval

6400

Stanley wood square edge oval tables are constructed of a MDF and plywood substrate on adjustable glides. Standard with plain sliced maple veneer, CALL for specialty woods and pricing.

**Designer: C|A Design**

- A Veneer
- B Wilsonart Standard Black Laminate
- C Wilsonart Standard Laminate
- D (2cm) Absolute Black Granite Top

	W	D	H		A	B	C	D
<b>64001</b>	28"	18"	18"	Ellipse	1098	1131	1164	2158

	W	D	H		A	B	C	D
<b>64002</b>	28"	18"	21"	Ellipse	1112	1145	1179	2198



**Specify:** Entire table in laminate or laminate top with wood finish sides.  
 Top option and wood finish on maple  
 Finline™ Greenline Veneers available, CALL for pricing

## Tuxi

6710

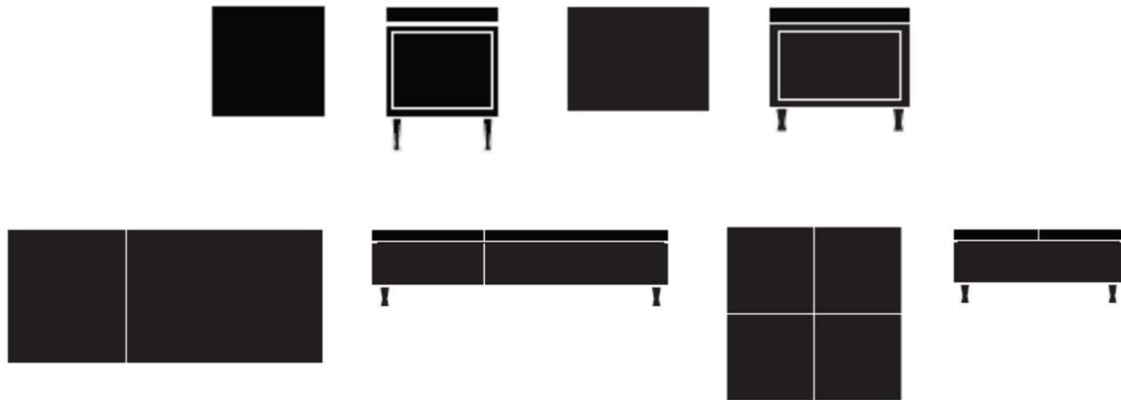
Coordinates with Tuxi lounge and bench series. 3cm Absolute Black granite top floating above recessed aluminum reveal. Tapered aluminum legs

**Designer: Andrew Gower**

**Specify:** Top option and wood finish on maple.

- A Veneer
- B Wilsonart Standard Black Laminate
- C Wilsonart Standard Laminate
- D (3cm) Absolute Black Granite Top

	W	D	H		A	B	C	D
<b>67101</b>	18"	18"	21"	Square	1364	1405	1445	1936
<b>67102</b>	24"	18"	21"	Rectangular	1404	1445	1488	2208
<b>67103</b>	22"	22"	21"	Square	1462	1506	1550	2380
<b>67104</b>	48"	20"	16"	Rectangular	1872	1928	1984	3544
<b>67105</b>	36"	36"	16"	Square	2042	2103	2164	4308





**Ventura**

6850


Coordinates with Ventura lounge and bench series.

**Designer: Andrew Gower**

**Specify:**

- A Veneer
- B Wilsonart Standard Black Laminate
- C Wilsonart Standard Laminate
- D (2cm) Absolute Black Granite Top

	W	D	H		A	B	C	D
<b>68501</b>	18"	18"	21"	Square	1495	1540	1586	1987



# CHARLES ALAN



## Healthcare

## Healthcare Features

### Sovereign & Winston Series

The Sovereign and Winston Series successfully integrate form and function into a complete offering of patient chairs, lounge, sleepers, recliners, tables, benches, dining chairs, modular seating, table units, banquettes and custom.

### Nubax® Option for Patient Chair

Charles Alan is the only Healthcare manufacturer in the United States to incorporate the NuBax patented seating technology in the Sovereign and Winston patient chairs, as an option. The technology encourages optimal seating posture by maintaining the natural curvature of the spine.

#### NuBax® Technology Provides:

- ✓ Enhanced Comfort
- ✓ Improved Blood Flow
- ✓ Reduced Muscle Fatigue
- ✓ Reduced Lower Back Pain
- ✓ Safer and Improved Occupant Postural Position

The patented NuBax technology is a system utilizing foams of varying shape and density within the base cushion to subtly support and tilt the pelvis, allowing the spine to adopt it's natural "S" shaped lordotic curve.

[www.nubax.com](http://www.nubax.com)

### Healthcare Anti-Microbial Finish

All exposed hardwoods of Charles Alan healthcare products are finished with an anti-microbial polyurethane sealer and topcoat, which meet or exceed AWI standard rating for 2 component urethanes and are VOC & HAPS compliant with ASTM documentation upon request.

All upholstered patient chair wood components are sealed with our standard finish to build in an additional moisture resistant barrier.

The anti-microbial finish is available on any standard product at a 10% NET up-charge.

### Clean Out

Patient chairs, recliners, modular seating, side chairs and dining chairs have a built in clean out feature. A space at the back of the seat that allows dirt and debris to be cleaned out or off for easy care and maintenance.

### Modular Frame Construction

The patient chairs are engineered so one may detach the frame from the carcass in the field for easy repair or replacement of covers. Using a cordless drill with Phillips bit, a wratchet with a 1/2" socket or wrench and a flat screwdriver, disassembly takes approximately 5 to 10 minutes. Due to the design of the dust cover, it does not have to be removed and is not in the way of dismantling the chair. For optimal strength in wood joinery, the frames are mortise and tenon or blind dovetail construction. The arms are designed to support for safe ingress and egress. The flow of the arms and the hand rest is inviting and friendly.

### Back & Seat Replaceable Cover

The patient chairs come standard with replaceable seat covers. Replaceable back covers are available for an up charge of \$50 NET. Both back and seat replaceable covers are available for the modular seating and dining chairs. The seat covers are an up charge of \$50.00 NET COM per unit and the replaceable back cover with an up charge of \$30.00 NET COM. Replacement seat and | or back covers can be quickly installed on product that originally had replaceable covers. Replacement seat and back covers can be installed on products that were not originally ordered with the replaceable cover option, it would require the removal of staples.

### Contrasting Seat & Back

Combination upholstery, (more than one upholstery cover on the same unit) is an option on all the Sovereign and Winston Healthcare products. Pricing for this option is the grade price for the highest-grade

# CHARLES ALAN

upholstery selected. If the upholstery covers are the same grade, or are a COM | COL, a 10% NET up charge is applied to the graded price.

## Moisture Barrier

An anti-microbial moisture barrier is available at \$35.00 NET per linear yard on all Charles Alan product. Typical of our moisture barrier process is to double upholster the seat top and in-back with moisture barrier sewn into the fabric construction. While these barriers protect an upholstered core, they do not protect the cover fabric from stain. This barrier should not be used with fabrics that have been previously laminated or have inherent anti-microbial characteristics; i.e. Cryptons™. Contact customer service for yardage requirements and scope of application. Moisture barriers do affect the flammability of product and should not be used in areas requiring Cal 133 flame resistance procedures. Please specify specific application requirements.

## Foam

All foams are CM (combustion modified) Cal117 in addition to all seat foams being HR (high resilience) HD (high density) from virgin FPF (flexible polyurethane foam). All seats and back foams are covered with a 1oz Cal117 fiber to add crown with the added benefit of being a differential layering material between the cover and foam to ensure the longevity of the upholstered product.

## CAL 117 & 133

While Charles Alan makes no claim of flammability of COM(s) or COL(s) all upholstered filling components meet California Bureau of Home Furnishing Technical Bulletin 117 at no up charge and tagged with a law label attached to the dust cover or bottom of each upholstered unit.

## Cal 133 Certification

An up charge of \$990 NET per unit in addition to the cost of the unit and any COM(s) | COL(s) is required for each unit to be sent to an independent laboratory for the test burn. If having passed the test an up charge of \$35.00 NET per yard x total yardage per unit covers the cost of double upholstery with a fire barrier sewn with Kevlar™ thread. Cal 133 Certification is a

full-scale burn test that requires that you test every combination of fabric on every piece to be installed. Please allow six weeks for testing.

## Cal 133 Compliance

By ordering product Cal 133 compliant Charles Alan Inc. has not been directed to perform any testing. Our product is built to the known industry standards to reduce the flammability of upholstered product incorporating CM (combustion modified) FPF (flexible polyurethane foams) double upholstery with furniture fire barrier blocking material sewn with Kevlar™ thread. An up charge of \$35.00 NET per yard x total yardage per piece builds in redundant layers of flame resistant technology.

## Steel Seat Frame

Welded steel seat frames are used on the Winston benches and Sovereign dining chairs, side chairs and modular seating where added strength is needed.

## Custom Capabilities

We at Charles Alan embrace customization and hope to work with the customer to realize most needs. Our in-house design staff can help implement small changes to standard product to conversely complete 3-D digital modeling of customized large scale projects. Please contact customer service to discuss scope of change, or project. Allow 48hrs for customer pricing response after receipt of all specifications, drawings, quantities for economies of scale and any other information deemed of value for pricing purposes at which time we will deliver to you a written quote at no charge. We will work closely to turn a custom quote in the minimal timeframe however material sourcing and availability as well as the nomenclature of specific marbles and granites are but just a few examples of the criteria used to develop thorough and accurate costs. Custom orders require a 50% deposit regardless of customer credit worthiness. The deposit must be in hand before production of shop drawings and release to production. Once custom items have received proper sign off(s) no changes or cancellations will be accepted.

## Sovereign


## HCS

Patient chairs are standard with replaceable seat covers. Both back & seat replaceable covers are available for modular seating & dining chairs.

Designer: Zoose Design, LLC

## Patient Chairs

### HCSPH - High Back Patient Chair



COM	COL	A	B	C	D	E	F	G	H	I	VICENZA LEATHER
1128	1240	1248	1287	1326	1374	1464	1581	1653	1896	2028	2154
W	D	H	AH	AW	SD	SH					COM Yardage: 3
25.75"	29"	41"	24"	2.25"	20.5"	18"					COL Footage: 54

### HCSPH-N - High Back Patient Chair w/ NuBax™



COM	COL	A	B	C	D	E	F	G	H	I	VICENZA LEATHER
1225	1348	1345	1384	1423	1471	1561	1678	1750	1993	2125	2251
W	D	H	AH	AW	SD	SH					COM Yardage: 3
26.25"	29"	41"	24"	1.75"	20.5"	18"					COL Footage: 54

### HCSPM - Mid Back Patient Chair



COM	COL	A	B	C	D	E	F	G	H	I	VICENZA LEATHER
1114	1226	1214	1247	1279	1319	1394	1492	1552	1754	1864	1969
W	D	H	AH	AW	SD	SH					COM Yardage: 2.5
25.75"	29"	35.5"	24"	2.25"	20.5"	18"					COL Footage: 45

### HCSPM-N - Mid Back Patient Chair w/ NuBax™



COM	COL	A	B	C	D	E	F	G	H	I	VICENZA LEATHER
1212	1333	1312	1345	1377	1417	1492	1590	1650	1852	1962	2067
W	D	H	AH	AW	SD	SH					COM Yardage: 2.5
26.25"	29"	35.5"	24"	1.75"	20.5"	18"					COL Footage: 45

# Sovereign

HCS

Patient chairs are standard with replaceable seat covers. Both back & seat replaceable covers are available for modular seating & dining chairs.

**Designer: Zoose Design, LLC**

## Patient Chairs

**HCSP9 - Ottoman**



COM	COL	A	B	C	D	E	F	G	H	I	VICENZA LEATHER
838	922	878	891	904	920	950	989	1013	1094	1138	1180
W	D	H									
26"	24"	18"									
										COM Yardage: 1	
										COL Footage: 18	

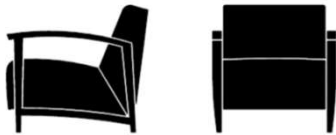
## Sovereign

HCS

Designer: Zoose Design, LLC

## Lounge

### HCSL10 - Open Arm Lounge



COM	COL	A	B	C	D	E	F	G	H	I	VICENZA LEATHER
1586	1745	1726	1772	1817	1873	1978	2115	2199	2482	2636	2783
W	D	H	AH	AW	SD	SH					COM Yardage: 3.5
29.5"	34"	32"	24.5"		21"	18"					COL Footage: 63

### HCSL1C - Closed Arm Lounge



COM	COL	A	B	C	D	E	F	G	H	I	VICENZA LEATHER
1790	1969	1990	2055	2120	2200	2350	2545	2665	3070	3290	3500
W	D	H	AH	AW	SD	SH					COM Yardage: 5
29.5"	34"	32"	24.5"		21"	18"					COL Footage: 90

### HCSL20 - Open Arm Settee



COM	COL	A	B	C	D	E	F	G	H	I	VICENZA LEATHER
2530	2783	2810	2901	2992	3104	3314	3587	3755	4322	4630	4924
W	D	H	AH	AW	SD	SH					COM Yardage: 7
54"	34"	32"	24.5"		21"	18"					COL Footage: 126

### HCSL2C - Closed Arm Settee



COM	COL	A	B	C	D	E	F	G	H	I	VICENZA LEATHER
2732	3006	3072	3183	3293	3429	3684	4016	4220	4908	5282	5639
W	D	H	AH	AW	SD	SH					COM Yardage: 8.5
54"	34"	32"	24.5"		21"	18"					COL Footage: 153

## Sovereign

HCS

Designer: Zoose Design, LLC

## Lounge

### HCSL30 - Open Arm Sofa



COM	COL	A	B	C	D	E	F	G	H	I	VICENZA LEATHER	
2934	3227	3334	3464	3594	3754	4054	4444	4684	5494	5934	6354	
W	D	H	AH	AW	SD	SH						COM Yardage: 10
79"	34"	32"	24.5"		21"	18"						COL Footage: 180

### HCSL3C - Closed Arm Sofa



COM	COL	A	B	C	D	E	F	G	H	I	VICENZA LEATHER	
3136	3450	3596	3746	3895	4079	4424	4873	5149	6080	6586	7069	
W	D	H	AH	AW	SD	SH						COM Yardage: 11.5
79"	34"	32"	24.5"		21"	18"						COL Footage: 207



## Sovereign

HCS

Designer: Zoose Design, LLC

## Recliner

### HCSRO - Open Arm Recliner, 3 Position



COM	COL	A	B	C	D	E	F	G	H	I	VICENZA LEATHER
2290	2519	2470	2529	2587	2659	2794	2970	3078	3442	3640	3829
W	D	H	AH	AW	SD	SH					COM Yardage: 4.5
28.5"	35"	42"	24.5"		22"	18"					COL Footage: 81

### HCSRC - Closed Arm Recliner, 3 Position



COM	COL	A	B	C	D	E	F	G	H	I	VICENZA LEATHER
2354	2589	2584	2659	2734	2826	2998	3222	3360	3826	4079	4330
W	D	H	AH	AW	SD	SH					COM Yardage: 5.75
28.5"	35"	42"	24.5"		22"	18"					COL Footage: 104

### HCSRC-M - Closed Arm Lay Flat Recliner with Pneumatic Assist Mechanism



COM	COL	A	B	C	D	E	F	G	H	I	VICENZA LEATHER
4242	4666	4472	4546	4621	4713	4886	5110	5248	5714	5967	6218
W	D	H	AH	AW	SD	SH					COM Yardage: 5.75
28.5"	38"	44.25"			24"						COL Footage: 104

### HCSGO - Open Arm Glider



COM	COL	A	B	C	D	E	F	G	H	I	VICENZA LEATHER
1826	2009	1976	2025	2074	2134	2246	2392	2482	2786	2951	3118
W	D	H	AH	AW	SD	SH					COM Yardage: 3.75
28"	35"	42"									COL Footage: 68

## Sovereign

HCS

Designer: Zoose Design, LLC

## Pull Up

### HCSU100 - Open Arm | Open Back Chair



COM	COL	A	B	C	D	E	F	G	H	I	VICENZA LEATHER
1114	1226	1164	1181	1197	1217	1254	1303	1333	1434	1489	1551
W	D	H	AH	AW	SD	SH					COM Yardage: 1.25
24.5"	27"	31.5"	25"		21"	18.5"					COL Footage: 23

### HCSU10C - Open Arm | Closed Back Chair



COM	COL	A	B	C	D	E	F	G	H	I	VICENZA LEATHER
1114	1226	1174	1194	1213	1237	1282	1341	1377	1498	1564	1627
W	D	H	AH	AW	SD	SH					COM Yardage: 1.5
24.5"	27"	31.5"	25"		21"	18.5"					COL Footage: 27

### HCSU1CC - Closed Arm | Closed Back Chair



COM	COL	A	B	C	D	E	F	G	H	I	VICENZA LEATHER
1188	1307	1278	1307	1337	1373	1440	1528	1582	1764	1863	1967
W	D	H	AH	AW	SD	SH					COM Yardage: 2.25
24.5"	27"	31.5"	25"		21"	18.5"					COL Footage: 41

### HCSU1CO - Closed Arm | Open Back Chair



COM	COL	A	B	C	D	E	F	G	H	I	VICENZA LEATHER
1188	1307	1268	1294	1320	1352	1412	1490	1538	1700	1788	1872
W	D	H	AH	AW	SD	SH					COM Yardage: 2
24.5"	27"	31.5"	25"		21"	18.5"					COL Footage: 36

## Sovereign

HCS

Designer: Zoose Design, LLC

## Pull Up

### HCSU200 - Open Arm | Open Back Settee



COM	COL	A	B	C	D	E	F	G	H	I	VICENZA LEATHER
1646	1810	1756	1791	1827	1871	1954	2061	2127	2350	2471	2596
W	D	H	AH	AW	SD	SH					COM Yardage: 2.75
46"	27"	31.5"	25"		21"	18.5"					COL Footage: 50

### HCSU20C - Open Arm | Closed Back Settee



COM	COL	A	B	C	D	E	F	G	H	I	VICENZA LEATHER
1646	1810	1766	1805	1844	1892	1982	2099	2171	2414	2546	2672
W	D	H	AH	AW	SD	SH					COM Yardage: 3
46"	27"	31.5"	25"		21"	18.5"					COL Footage: 54

### HCSU2CC - Closed Arm | Closed Back Settee



COM	COL	A	B	C	D	E	F	G	H	I	VICENZA LEATHER
1792	1971	1932	1977	2023	2079	2184	2320	2404	2688	2842	2989
W	D	H	AH	AW	SD	SH					COM Yardage: 3.5
46"	27"	31.5"	25"		21"	18.5"					COL Footage: 63

### HCSU2CO - Closed Arm | Open Back Settee



COM	COL	A	B	C	D	E	F	G	H	I	VICENZA LEATHER
1718	1890	1848	1890	1933	1985	2082	2209	2287	2550	2693	2839
W	D	H	AH	AW	SD	SH					COM Yardage: 3.25
46"	27"	31.5"	25"		21"	18.5"					COL Footage: 59


# Sovereign

HCS

Designer: Zoose Design, LLC

## Benches

### HCSB1 - Single



COM	COL	A	B	C	D	E	F	G	H	I	VICENZA LEATHER
838	922	878	891	904	920	950	989	1013	1094	1138	1180

W	D	H									COM Yardage: 1
26"	24"	18"									COL Footage: 18

### HCSB2 - Double



COM	COL	A	B	C	D	E	F	G	H	I	VICENZA LEATHER
1412	1554	1472	1492	1511	1535	1580	1639	1675	1796	1862	1925

W	D	H									COM Yardage: 1.5
48"	24"	18"									COL Footage: 27

### HCSB2 - Triple



COM	COL	A	B	C	D	E	F	G	H	I	VICENZA LEATHER
1786	1965	1876	1906	1935	1971	2038	2126	2180	2362	2461	2565

W	D	H									COM Yardage: 2.25
70"	24"	18"									COL Footage: 41

## Sovereign


HCS

Designer: Zoose Design, LLC

- A Veneer
- B Wilsonart Standard Black Laminate
- C Wilsonart Standard Laminate
- D (2cm) Absolute Black Granite Top

## Tables

	W	D	H		A	B	C	D
HCST1	22"	22"	23"	Square	968	996.6	1026	1522
HCST2	36"	36"	17"	Square	1262	1299	1338	3006
HCST3	23"	56"	17"	Rectangular	1376	1418	1461	2900
HCST4	16"	60"	30"	Rectangular	1432	1475	1519	3098



## Sovereign

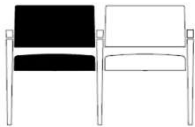
HCS

Coordinates with the Sovereign lounge, side chair, bench and table series. Both back & seat replaceable covers are available for modular seating. Modular seating is always specified from left to right facing. Modular units are available in several configurations. Final layout and floor plan must be submitted.

Designer: Zoose Design, LLC

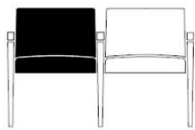
## Modular

### HCSMSO - Modular Seat Open Back



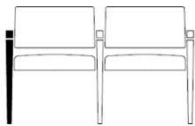
COM	COL	A	B	C	D	E	F	G	H	I	VICENZA LEATHER	
695	765	745	761	778	798	835	884	914	1015	1070	1132	
W	D	H	AH	AW	SD	SH						COM Yardage: 1.25
21"	27"	31.5"	25"	1.75"	21"	18.5"						COL Footage: 23

### HCSMSC - Modular Seat Closed Back



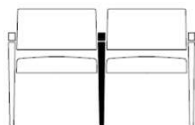
COM	COL	A	B	C	D	E	F	G	H	I	VICENZA LEATHER	
695	765	755	775	794	818	863	922	958	1079	1145	1208	
W	D	H	AH	AW	SD	SH						COM Yardage: 1.5
21"	27"	31.5"	25"	1.75"	21"	18.5"						COL Footage: 27

### HCSMALO - Modular Left Arm Open



COM											
212											
AH	AW										
25"	1.75"										

### HCSMACO - Modular Center Arm Open



COM											
212											
AH	AW										
25"	1.75"										

## Sovereign

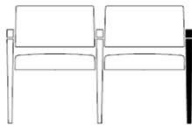
## HCS

Coordinates with the Sovereign lounge, side chair, bench and table series. Both back & seat replaceable covers are available for modular seating. Modular seating is always specified from left to right facing. Modular units are available in several configurations. Final layout and floor plan must be submitted.

**Designer: Zoose Design, LLC**

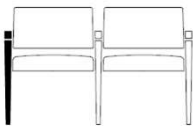
## Modular

### HCSMARO - Modular Right Arm Open



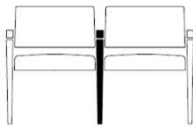
COM											
212											
AH	AW										
25"	1.75"										

### HCSMALC - Modular Left Arm Closed



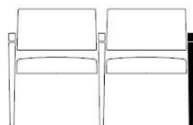
COM	COL	A	B	C	D	E	F	G	H	I	VICENZA LEATHER
286	315	306	313	319	327	342	362	374	414	436	457
AH	AW										COM Yardage: 0.5
25"	1.75"										COL Footage: 9

### HCSMACC - Modular Center Arm Closed



COM	COL	A	B	C	D	E	F	G	H	I	VICENZA LEATHER
286	315	306	313	319	327	342	362	374	414	436	457
AH	AW										COM Yardage: 0.5
25"	1.75"										COL Footage: 9

### HCSMARC - Modular Right Arm Closed



COM	COL	A	B	C	D	E	F	G	H	I	VICENZA LEATHER
286	315	306	313	319	327	342	362	374	414	436	457
AH	AW										COM Yardage: 0.5
25"	1.75"										COL Footage: 9

## Sovereign

## HCS

Coordinates with the Sovereign lounge, side chair, bench and table series. Both back & seat replaceable covers are available for modular seating. Modular seating is always specified from left to right facing. Modular units are available in several configurations. Final layout and floor plan must be submitted.

**Designer: Zoose Design, LLC**

## Modular

### HCSM200 - Modular Two Seat Unit | Open Arm & Open Back




COM	COL	A	B	C	D	E	F	G	H	I	VICENZA LEATHER
2027	2230	2127	2160	2192	2232	2307	2405	2465	2667	2777	2882
W	D	H	AH	AW	SD	SH					COM Yardage: 2.5
47.25"	27"	31.5"	25"		21"	18.5"					COL Footage: 45

### HCSM300 - Modular Three Seat Unit | Open Arm & Open Back



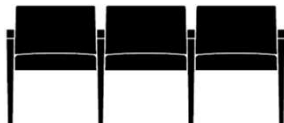
COM	COL	A	B	C	D	E	F	G	H	I	VICENZA LEATHER
2935	3228	3085	3134	3182	3242	3355	3501	3591	3895	4060	4227
W	D	H	AH	AW	SD	SH					COM Yardage: 3.75
70"	27"	31.5"	25"		21"	18.5"					COL Footage: 68

### HCSM20C - Modular Two Seat Unit - Open Arm | Closed Back



COM	COL	A	B	C	D	E	F	G	H	I	VICENZA LEATHER
2027	2230	2147	2186	2225	2273	2363	2480	2552	2795	2927	3053
W	D	H	AH	AW	SD	SH					COM Yardage: 3
47.25"	27"	31.5"	25"		21"	18.5"					COL Footage: 54

### HCSM30C - Modular Three Seat Unit - Open Arm | Closed Back



COM	COL	A	B	C	D	E	F	G	H	I	VICENZA LEATHER
2935	3228	3115	3173	3232	3304	3439	3614	3722	4087	4285	4474
W	D	H	AH	AW	SD	SH					COM Yardage: 4.5
70"	27"	31.5"	25"		21"	18.5"					COL Footage: 81



## Sovereign

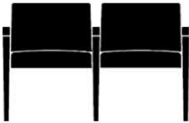
## HCS

Coordinates with the Sovereign lounge, side chair, bench and table series. Both back & seat replaceable covers are available for modular seating. Modular seating is always specified from left to right facing. Modular units are available in several configurations. Final layout and floor plan must be submitted.

**Designer: Zoose Design, LLC**

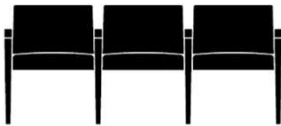
## Modular

### HCSM2CC - Modular Two Seat Unit | Closed Arm & Closed Back



COM	COL	A	B	C	D	E	F	G	H	I	VICENZA LEATHER
2248	2473	2418	2474	2529	2597	2724	2890	2992	3336	3523	3711
W	D	H	AH	AW	SD	SH					COM Yardage: 4.25
47.25"	27"	31.5"	25"		21"	18.5"					COL Footage: 77

### HCSM3CC - Modular Three Seat Unit | Closed Arm & Closed Back



COM	COL	A	B	C	D	E	F	G	H	I	VICENZA LEATHER
3230	3553	3480	3561	3642	3742	3930	4173	4323	4830	5105	5377
W	D	H	AH	AW	SD	SH					COM Yardage: 6.25
70"	27"	31.5"	25"		21"	18.5"					COL Footage: 113

### HCSM2CO - Modular Two Seat Unit - Closed Arm | Open Back



COM	COL	A	B	C	D	E	F	G	H	I	VICENZA LEATHER
2248	2473	2398	2447	2496	2556	2668	2815	2905	3208	3373	3540
W	D	H	AH	AW	SD	SH					COM Yardage: 3.75
47.25"	27"	31.5"	25"		21"	18.5"					COL Footage: 68

### HCSM3CO - Modular Three Seat Unit - Closed Arm | Open Back



COM	COL	A	B	C	D	E	F	G	H	I	VICENZA LEATHER
3230	3553	3450	3521	3593	3681	3846	4060	4192	4638	4880	5111
W	D	H	AH	AW	SD	SH					COM Yardage: 5.5
70"	27"	31.5"	25"		21"	18.5"					COL Footage: 99

# Sovereign

HCS

Coordinates with the Sovereign lounge, side chair, bench and table series. Both back & seat replaceable covers are available for modular seating. Modular seating is always specified from left to right facing. Modular units are available in several configurations. Final layout and floor plan must be submitted.

Designer: Zoose Design, LLC

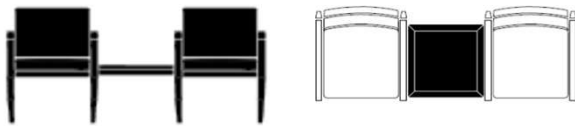
W Wood Veneer  
 BL Wilsonart Standard Black Laminate  
 WL Wilsonart Standard Laminate

## Modular

	W	D	H		W	BL	WL
<b>HCSMTC</b>	30"	30"	16"	Modular Corner Table	731.5	753.5	776.6



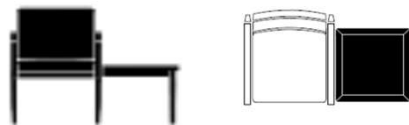
	W	D	H		W	BL	WL
<b>HCSMTM</b>	21"	21"	16"	Modular Middle Table	564.3	580.8	598.4



	W	D	H		W	BL	WL
<b>HCSMTL</b>	21"	21"	16"	Modular Left End Table	618.2	636.9	655.6



	W	D	H		W	BL	WL
<b>HCSMTR</b>	21"	21"	16"	Modular Right End Table	618.2	636.9	655.6



## Winston

HCW

Designer: Zoose Design, LLC

## Patient Chairs

### HCWPH - High Back Patient Chair



COM	COL	A	B	C	D	E	F	G	H	I	VICENZA LEATHER
1240	1364	1360	1399	1438	1486	1576	1693	1765	2008	2140	2266
W	D	H	AH	AW	SD	SH					COM Yardage: 3
23"	29"	42.5"	25"		19"	18"					COL Footage: 54

### HCWPH-N - High Back Patient Chair w/ NuBax™



COM	COL	A	B	C	D	E	F	G	H	I	VICENZA LEATHER
1337	1470	1457	1496	1535	1583	1673	1790	1862	2105	2237	2363
W	D	H	AH	AW	SD	SH					COM Yardage: 3
23"	29"	42.5"	25"		19"	18"					COL Footage: 54

### HCWPM - Mid Back Patient Chair



COM	COL	A	B	C	D	E	F	G	H	I	VICENZA LEATHER
1199	1319	1299	1332	1364	1404	1479	1577	1637	1839	1949	2054
W	D	H	AH	AW	SD	SH					COM Yardage: 2.5
23"	29"	35.5"	25"		19"	18"					COL Footage: 45

### HCWPM-N - Mid Back Patient Chair w/ NuBax™



COM	COL	A	B	C	D	E	F	G	H	I	VICENZA LEATHER
1297	1427	1397	1429	1462	1502	1577	1674	1734	1937	2047	2152
W	D	H	AH	AW	SD	SH					COM Yardage: 2.5
23"	29"	35.5"	25"		19"	18"					COL Footage: 45

**Winston**

**HCW**

**Designer: Zoose Design, LLC**

**Patient Chairs**

**HCWP9 - Ottoman**



COM	COL	A	B	C	D	E	F	G	H	I	VICENZA LEATHER	
958	1054	998	1011	1024	1040	1070	1109	1133	1214	1258	1300	
W	D	H										COM Yardage: 1
25"	22.5"	18"										COL Footage: 18

## Winston

HCW

Designer: Zoose Design, LLC

## Lounge

### HCWL10 - Open Arm Lounge



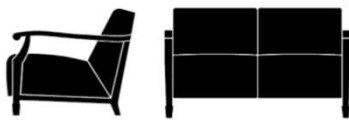
COM	COL	A	B	C	D	E	F	G	H	I	VICENZA LEATHER
1618	1780	1758	1804	1849	1905	2010	2147	2231	2514	2668	2815
W	D	H	AH	AW	SD	SH					COM Yardage: 3.5
29.5"	33"	32.5"	24.5"		21"	18"					COL Footage: 63

### HCWL1C - Closed Arm Lounge



COM	COL	A	B	C	D	E	F	G	H	I	VICENZA LEATHER
1796	1976	1996	2061	2126	2206	2356	2551	2671	3076	3296	3506
W	D	H	AH	AW	SD	SH					COM Yardage: 5
29.5"	33"	32.5"	24.5"		21"	18"					COL Footage: 90

### HCWL20 - Open Arm Settee



COM	COL	A	B	C	D	E	F	G	H	I	VICENZA LEATHER
2617	2879	2897	2988	3079	3191	3401	3674	3842	4409	4717	5011
W	D	H	AH	AW	SD	SH					COM Yardage: 7
54"	33"	32.5"	24.5"		21"	18"					COL Footage: 126

### HCWL2C - Closed Arm Settee



COM	COL	A	B	C	D	E	F	G	H	I	VICENZA LEATHER
2818	3100	3158	3269	3379	3515	3770	4102	4306	4994	5368	5725
W	D	H	AH	AW	SD	SH					COM Yardage: 8.5
54"	33"	32.5"	24.5"		21"	18"					COL Footage: 153

## Winston

HCW

Designer: Zoose Design, LLC

## Lounge

### HCWL30 - Open Arm Sofa



COM	COL	A	B	C	D	E	F	G	H	I	VICENZA LEATHER	
3156	3471	3556	3686	3816	3976	4276	4666	4906	5716	6156	6576	
W	D	H	AH	AW	SD	SH						COM Yardage: 10
79"	33"	32.5"	24.5"		21"	18"						COL Footage: 180

### HCWL3C - Closed Arm Sofa



COM	COL	A	B	C	D	E	F	G	H	I	VICENZA LEATHER	
3359	3695	3819	3969	4118	4302	4647	5096	5372	6303	6809	7292	
W	D	H	AH	AW	SD	SH						COM Yardage: 11.5
79"	33"	32.5"	24.5"		21"	18"						COL Footage: 207

## Winston

HCW

Designer: Zoose Design, LLC

## Recliner

### HCWRO - Open Arm Recliner, 3 Position



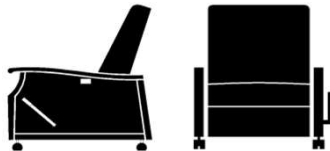
COM	COL	A	B	C	D	E	F	G	H	I	VICENZA LEATHER
2350	2585	2530	2588	2647	2719	2854	3029	3137	3502	3700	3889
W	D	H	AH	AW	SD	SH					COM Yardage: 4.5
28"	35"	42"	24.5"		22"	18"					COL Footage: 81

### HCWRC - Closed Arm Recliner, 3 Position



COM	COL	A	B	C	D	E	F	G	H	I	VICENZA LEATHER
2390	2629	2620	2695	2770	2862	3034	3259	3397	3862	4115	4366
W	D	H	AH	AW	SD	SH					COM Yardage: 5.75
28"	35"	42"	24.5"		22"	18"					COL Footage: 104

### HCWRC-M - Closed Arm Lay Flat Recliner with Pneumatic Assist Mechanism



COM	COL	A	B	C	D	E	F	G	H	I	VICENZA LEATHER
4275	4702	4505	4579	4654	4746	4919	5143	5281	5747	6000	6251
W	D	H	AH	AW	SD	SH					COM Yardage: 5.75
28"	38"	44.25"			24"						COL Footage: 104

### HCWGO - Open Arm Glider



COM	COL	A	B	C	D	E	F	G	H	I	VICENZA LEATHER
1859	2045	2009	2058	2107	2167	2279	2425	2515	2819	2984	3151
W	D	H	AH	AW	SD	SH					COM Yardage: 3.75
28"	35"	42"									COL Footage: 68

## Winston

HCW

Designer: Zoose Design, LLC

## Pull Up

### HCWU100 - Open Arm | Open Back Chair



COM	COL	A	B	C	D	E	F	G	H	I	VICENZA LEATHER
1100	1210	1150	1166	1183	1203	1240	1289	1319	1420	1475	1537
W	D	H	AH	AW	SD	SH					COM Yardage: 1.25
23.75"	27.5"	32.5"	25.5"		20"	18"					COL Footage: 23

### HCWU10C - Open Arm | Closed Back Chair



COM	COL	A	B	C	D	E	F	G	H	I	VICENZA LEATHER
1100	1210	1160	1180	1199	1223	1268	1327	1363	1484	1550	1613
W	D	H	AH	AW	SD	SH					COM Yardage: 1.5
23.75"	27.5"	32.5"	25.5"		20"	18"					COL Footage: 27

### HCWU1CC - Closed Arm | Closed Back Chair



COM	COL	A	B	C	D	E	F	G	H	I	VICENZA LEATHER
1246	1371	1346	1379	1411	1451	1526	1624	1684	1886	1996	2025
W	D	H	AH	AW	SD	SH					COM Yardage: 2.5
23.75"	27.5"	32.5"	25.5"		20"	18"					COL Footage: 41

### HCWU1CO - Closed Arm | Open Back Chair



COM	COL	A	B	C	D	E	F	G	H	I	VICENZA LEATHER
1246	1371	1326	1352	1378	1410	1470	1548	1596	1758	1846	1930
W	D	H	AH	AW	SD	SH					COM Yardage: 2
23.75"	27.5"	32.5"	25.5"		20"	18"					COL Footage: 36



## Winston

HCW

Designer: Zoose Design, LLC

## Pull Up

### HCWU200 - Open Arm | Open Back Settee



COM	COL	A	B	C	D	E	F	G	H	I	VICENZA LEATHER
1650	1815	1760	1796	1832	1876	1958	2065	2131	2354	2475	2600
W	D	H	AH	AW	SD	SH					COM Yardage: 2.75
43.5"	27.5"	32.5"	25.5"		20"	18"					COL Footage: 50

### HCWU20C - Open Arm | Closed Back Settee



COM	COL	A	B	C	D	E	F	G	H	I	VICENZA LEATHER
1650	1815	1770	1809	1848	1896	1986	2103	2175	2418	2550	2676
W	D	H	AH	AW	SD	SH					COM Yardage: 3
43.5"	27.5"	32.5"	25.5"		20"	18"					COL Footage: 54

### HCWU2CC - Closed Arm | Closed Back Settee



COM	COL	A	B	C	D	E	F	G	H	I	VICENZA LEATHER
1796	1976	1936	1982	2027	2083	2188	2325	2409	2692	2846	2993
W	D	H	AH	AW	SD	SH					COM Yardage: 3.5
43.5"	27.5"	32.5"	25.5"		20"	18"					COL Footage: 63

### HCWU2CO - Closed Arm | Open Back Settee



COM	COL	A	B	C	D	E	F	G	H	I	VICENZA LEATHER
1796	1976	1926	1969	2011	2063	2160	2287	2365	2628	2771	2917
W	D	H	AH	AW	SD	SH					COM Yardage: 3.25
43.5"	27.5"	32.5"	25.5"		20"	18"					COL Footage: 59

# Winston

HCW

Designer: Zoose Design, LLC

## Benches

### HCWB1 - Single



COM	COL	A	B	C	D	E	F	G	H	I	VICENZA LEATHER
958	1054	998	1011	1024	1040	1070	1109	1133	1214	1258	1300

W	D	H									COM Yardage: 1
25"	22.5"	18"									COL Footage: 18

### HCWB2 - Double



COM	COL	A	B	C	D	E	F	G	H	I	VICENZA LEATHER
1558	1713	1618	1637	1657	1681	1726	1784	1820	1942	2008	2071

W	D	H									COM Yardage: 1.5
47"	22.5"	18"									COL Footage: 27

### HCWB2 - Triple



COM	COL	A	B	C	D	E	F	G	H	I	VICENZA LEATHER
1948	2143	2038	2067	2097	2133	2200	2288	2342	2524	2623	2727

W	D	H									COM Yardage: 2.25
69"	22.5"	18"									COL Footage: 41

## Winston

HCW

Designer: Zoose Design, LLC

- A Veneer
- B Wilsonart Standard Black Laminate
- C Wilsonart Standard Laminate
- D (2cm) Absolute Black Granite Top

## Tables

	W	D	H		A	B	C	D
<b>HCWT1</b>	22"	22"	22"	Square	1016	1047	1078	1572
<b>HCWT2</b>	36"	36"	16"	Square	1324	1364	1405	3158
<b>HCWT3</b>	24"	54"	16"	Rectangular	1444	1487	1532	3044
<b>HCWT4</b>	18"	26"	22"	Rectangular	1032	1063	1095	1672



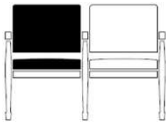
## Winston

HCW

Designer: Zoose Design, LLC

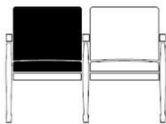
## Modular

### HCWMSO - Modular Seat Open Back



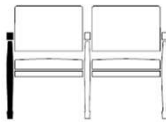
COM	COL	A	B	C	D	E	F	G	H	I	VICENZA LEATHER	
695	765	745	761	778	798	835	884	914	1015	1070	1132	
W	D	H	AH	AW	SD	SH						COM Yardage: 1.25
20"	27.5"	32.5"	25.5"		20"	18"						COL Footage: 23

### HCWMSC - Modular Seat Closed Back



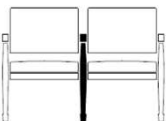
COM	COL	A	B	C	D	E	F	G	H	I	VICENZA LEATHER	
695	765	755	775	794	818	863	922	958	1079	1145	1208	
W	D	H	AH	AW	SD	SH						COM Yardage: 1.5
20"	27.5"	32.5"	25.5"		20"	18"						COL Footage: 27

### HCWMALO - Modular Left Arm Open



COM											
215											
AH	AW										
25.5"	1.75"										

### HCWMACO - Modular Center Arm Open



COM											
215											
AH	AW										
25.5"	1.75"										

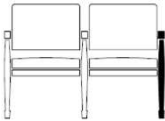
## Winston

HCW

Designer: Zoose Design, LLC

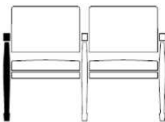
## Modular

### HCWMARO - Modular Right Arm Open



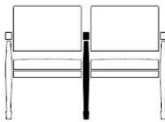
COM											
215											
AH	AW										
25.5"	1.75"										

### HCWMALC - Modular Left Arm Closed



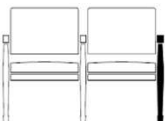
COM	COL	A	B	C	D	E	F	G	H	I	VICENZA LEATHER
288	317	308	315	321	329	344	364	376	416	438	459
AH	AW										COM Yardage: 0.5
25.5"	1.75"										COL Footage: 9

### HCWMAAC - Modular Center Arm Closed



COM	COL	A	B	C	D	E	F	G	H	I	VICENZA LEATHER
288	317	308	315	321	329	344	364	376	416	438	459
AH	AW										COM Yardage: 0.5
25.5"	1.75"										COL Footage: 9

### HCWMARC - Modular Right Arm Closed



COM	COL	A	B	C	D	E	F	G	H	I	VICENZA LEATHER
288	317	308	315	321	329	344	364	376	416	438	459
AH	AW										COM Yardage: 0.5
25.5"	1.75"										COL Footage: 9

## Winston

HCW

Designer: Zoose Design, LLC

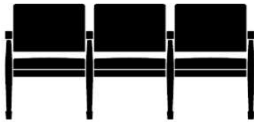
## Modular

### HCWM200 - Modular Two Seat Unit | Open Arm & Open Back



COM	COL	A	B	C	D	E	F	G	H	I	VICENZA LEATHER
2034	2237	2134	2166	2199	2239	2314	2411	2471	2674	2784	2889
W	D	H	AH	AW	SD	SH					COM Yardage: 2.5
46"	27.5"	32.5"	25.5"		20"	18"					COL Footage: 45

### HCWM300 - Modular Three Seat Unit | Open Arm & Open Back



COM	COL	A	B	C	D	E	F	G	H	I	VICENZA LEATHER
2944	3238	3094	3142	3191	3251	3364	3510	3600	3904	4069	4236
W	D	H	AH	AW	SD	SH					COM Yardage: 3.75
68"	27.5"	32.5"	25.5"		20"	18"					COL Footage: 68

### HCWM20C - Modular Two Seat Unit - Open Arm | Closed Back



COM	COL	A	B	C	D	E	F	G	H	I	VICENZA LEATHER
2034	2237	2154	2193	2232	2280	2370	2487	2559	2802	2934	3060
W	D	H	AH	AW	SD	SH					COM Yardage: 3
46"	27.5"	32.5"	25.5"		20"	18"					COL Footage: 54

### HCWM30C - Modular Three Seat Unit - Open Arm | Closed Back



COM	COL	A	B	C	D	E	F	G	H	I	VICENZA LEATHER
2944	3238	3124	3182	3241	3313	3448	3623	3731	4096	4294	4483
W	D	H	AH	AW	SD	SH					COM Yardage: 4.5
68"	27.5"	32.5"	25.5"		20"	18"					COL Footage: 81

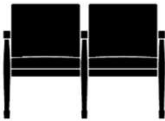
## Winston

HCW

Designer: Zoose Design, LLC

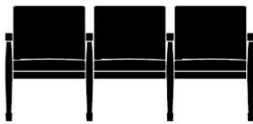
## Modular

### HCWM2CC - Modular Two Seat Unit | Closed Arm & Closed Back



COM	COL	A	B	C	D	E	F	G	H	I	VICENZA LEATHER
2255	2481	2425	2480	2536	2604	2731	2897	2999	3343	3530	3718
W	D	H	AH	AW	SD	SH					COM Yardage: 4.25
46"	27.5"	32.5"	25.5"		20"	18"					COL Footage: 77

### HCWM3CC - Modular Three Seat Unit | Closed Arm & Closed Back



COM	COL	A	B	C	D	E	F	G	H	I	VICENZA LEATHER
3238	3562	3488	3570	3651	3751	3938	4182	4332	4838	5113	5385
W	D	H	AH	AW	SD	SH					COM Yardage: 6.25
68"	27.5"	32.5"	25.5"		20"	18"					COL Footage: 113

### HCWM2CO - Modular Two Seat Unit - Closed Arm | Open Back



COM	COL	A	B	C	D	E	F	G	H	I	VICENZA LEATHER
2255	2481	2405	2454	2503	2563	2675	2821	2911	3215	3380	3547
W	D	H	AH	AW	SD	SH					COM Yardage: 3.75
46"	27.5"	32.5"	25.5"		20"	18"					COL Footage: 68

### HCWM3CO - Modular Three Seat Unit - Closed Arm | Open Back



COM	COL	A	B	C	D	E	F	G	H	I	VICENZA LEATHER
3238	3562	3458	3530	3601	3689	3854	4069	4201	4646	4888	5119
W	D	H	AH	AW	SD	SH					COM Yardage: 5.5
68"	27.5"	32.5"	25.5"		20"	18"					COL Footage: 99

## Winston

HCW

Designer: Zoose Design, LLC

### Modular

W Wood Veneer  
 BL Wilsonart Standard Black Laminate  
 WL Wilsonart Standard Laminate

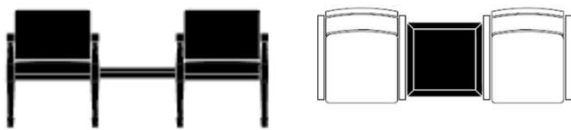
**HCWMTC**      W    D    H                      Modular Corner Table

W	BL	WL
770	793.1	817.3



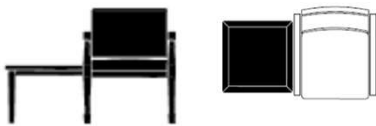
**HCWMTM**      W    D    H                      Modular Middle Table

W	BL	WL
645.7	665.5	685.3



**HCWMTL**      W    D    H                      Modular Left End Table

W	BL	WL
699.6	720.5	742.5



**HCWMTR**      W    D    H                      Modular Right End Table

W	BL	WL
699.6	720.5	742.5

