



2015 PRICE LIST

MADE IN USA

CHARLES ALAN

Welcome to Charles Alan Incorporated

Since 1998, Charles Alan has built a reputation manufacturing exceptional products for the contract furniture market. Driven by passion to engineer the highest quality furniture, Charles Alan has been able to capture national attention by providing solutions to a contract environment that is continuously evolving. The ability to refocus and adapt has allowed Charles Alan to become a recognized leader in the industry. Charles Alan Incorporated is a HUB Certified, Woman-Owned company that manufactures all furniture in the USA.

Margaret Sevadjian
CEO | President
Charles Alan Incorporated

Table of Contents

Conditions of Sale	2
Finish Options	4
Upholstery Options	5
Custom Capabilities	7
Shipping	8
Quick Ship	10
Lounge	12
Pull Up	51
Barstools	66
Benches	77
Booths Banquettes	85
Tables	88
Healthcare	113

Sustainability

Charles Alan is helping to create environmentally friendly spaces by partnering with many trend setting suppliers that share our desire to minimize the impact on the built environment. Incorporating solutions such as; "Earth-Cell" foams made from a variety of renewable resources including soy, as well as water based finishes which greatly reduce VOC's. We additionally utilize suppliers of veneers and wood products which are FSC (Forest Stewardship Council) certified. A certified chain of custody suppliers have been harnessed to complete our goal to offer ecologically friendly products. From blanket wrapping consolidated shipments within a 500 mile radius, to extending the foreseeable lifecycle of products all avenues from design, development, and installation are available. If you are applying for LEED credits please contact us early in development so that we might help to target the checklist and credits.

Construction Information

Over the years Charles Alan has been able to incorporate multiple applications for constructing solid, commercial grade furniture. Through consistent improvement in engineering, a transformation from solely using double dowel construction to the advanced mortise and tenon construction has separated Charles Alan from other manufacturers. This change has not only allowed the manufacturing process to speed up, which in turn keeps costs down, but has defined our furniture and company as a front runner for commercial applications. CNC capabilities have produced modern dovetail construction for hardwoods along with frame members for upholstery that are routed within two-thousandths of an inch tolerance. All pieces are secured secondarily using multiple applications, which may include dowels, wood screws, hanger bolts and | or corner blocks for additional strength. Half-lap joints and stub-tenoning have also allowed Charles Alan to extend with confidence a five (5) year warranty. Raw materials are selected specifically for the application and demand of our customers including kiln dried, select hard maple for exposed wood applications. In addition to these advancements, many products reflect

CHARLES ALAN

modular construction, making repair in the field easier and less costly for customers.

Stated Sizes and Dimensions

The dimensions published in this price list and on catalog sheets are approximate, plus or minus one inch, and will vary depending on cover. Please note on your purchase order if a unit must fit within a specific space.

CONDITIONS OF SALE

Orders

Orders received via fax, e-mail or mail:

FAX	817.922.9834
EMAIL	customerservice@charlesalaninc.com
MAIL	Charles Alan Incorporated Attn: Customer Service 2901 Stanley Avenue Fort Worth, TX 76110

Terms & Conditions

Terms for open accounts with standard product orders are NET 30. Orders for customers without an account will require a 50% deposit before the order is processed, and remaining balance due prior to shipping. In order to open an account, a credit application must be completed and turned into Charles Alan for assessment. Open accounts not paid within 30 days will be subject to a 1.5% finance charge per month (18% Annual). Failure to pay this fee will result in immediate change of terms to 50% down, balance due prior to shipping. All orders containing any customization will require a 50% deposit prior to the order being processed.

Acknowledgements

Every order is reviewed and acknowledged by Charles Alan. Acknowledgements will be made once the order

check list has been completed and turned into Customer Service for review. Customers should check the acknowledgement thoroughly for accuracy and immediately notify Charles Alan of any discrepancies. This document represents the final written agreement between Charles Alan and the customer, superseding all previous communications regarding the order.

Pricing

Unless otherwise specified, all prices are quoted at list, FOB Origin. Prices do not include storage, cartoning, freight surcharges, taxes, or installation. **Charles Alan reserves the right to change prices without notice.**

Credit Cards

Charles Alan Incorporated accepts payment by check or the following credit cards: Visa, MasterCard, Discover and American Express. A 3.5% fee will be added to all credit card orders.

Order Changes

All order change requests must be in writing. Changes to orders may result in rescheduling of ship date. Expenses incurred due to changes will be charged to the customer. Custom design and special finish orders are not subject to revision after acknowledgement.

Returns

All Charles Alan products are made to order, and therefore no restocking or returns will be authorized.

Cancellations

All order cancellation requests must be in writing and approved by Charles Alan. Requests approved for cancellation will be subject to a service fee of \$100 NET in addition to a percentage-based fee to cover work-in-process.

Design Rights

All products and designs displayed in Charles Alan catalogs, pricelists, literature and web pages are strictly the property of Charles Alan, Inc. Rights to manufacture these products reside solely with Charles Alan, Inc. Any kind of reproduction of this property without written consent will be a violation of these rights and pursued with legal action.

CHARLES ALAN

Warranty

Subject to limitations set forth below, Charles Alan warrants to the original purchaser all products in this price list to be free from defects in material and workmanship for 5 years of normal commercial, single shift service from the date of shipment. This warranty applies only to products sold and installed by an authorized Charles Alan dealer or agent, and does not apply to defects in components manufactured by others such as upholstery material, casters etc. The warranty specifically excludes freight damage and damage due to misuse, alteration, negligence, abuse, accident or normal wear. This warranty does not cover grain or wood texture due to natural variations over which Charles Alan has no control. Customer's Own Material and the suitability of that material is also expressly excluded from this warranty. It is understood and agreed that the buyer's exclusive remedy for any and all losses or damages covered by this warranty shall be the repair or replacement of defective parts. Repair or replacement shall be at the exclusive decision of Charles Alan Incorporated.

FINISH OPTIONS

Standard Finishes

Charles Alan offers 11 standard finishes as listed below. The standard sealer and topcoat is a two-part conversion varnish selected for properties of durability, and resistance against water and chemical damage.

Note all finishes applied to Maple wood. Finishes are mixed prior to application, however individual items with the same finish may vary in tone and character due to natural variations in grain and texture.

Wood finish **must be** specified on all orders. No guarantees can be made as to exact match.

Standard Finishes

31	Clear Oak
36	Royal Cherry
37	Golden Cherry
38	Natural Cherry
310	Natural Walnut
311	Gunstock Walnut
312	Natural Maple
313	Minker Orange
314	Grand Mahogany
315	Espresso
713	Ebony

Healthcare Anti-Microbial Finish

All exposed hardwoods of Charles Alan healthcare products are finished with an anti-microbial polyurethane sealer and topcoat. Which meet or exceed AWI standard rating for 2 component urethanes and are VOC & HAPS compliant with ASTM documentation upon request. All upholstered patient chair wood components are sealed with our standard finish to build in an additional moisture resistant barrier. Internal frame members of the healthcare lines are sealed to form a moisture resistant finish. This finish regiment is available to any standard product at a 10% NET up-charge.

Custom Finishes

Charles Alan welcomes the opportunity to match customer's own finish. Once a sample has been submitted, Charles Alan will mix the custom finish to match and send out for approval. A one-time charge of \$150 NET will be added to the invoice for custom mixing of an individual finish in addition to \$25 NET per unit applied. Customers requesting a previously mixed and approved custom finish will only incur the additional cost of \$25 NET per unit. All custom finishes will require approval in writing before production begins.

CHARLES ALAN

Wood Finishes

Wood samples consisting of the 16 standard finishes will be made available upon request. Each sample is carefully selected to represent the wood and finish of choice. Because wood is a natural material with variation in color, grain and texture, finished products may differ slightly from the sample provided. An exact match cannot be guaranteed. Exposure to light, heat, and other environmental conditions may affect a sample's color and sheen over time. To help guard against this, please ensure the sample in reference has been in circulation no longer than (12) months from the issue date.

UPHOLSTERY OPTIONS

Customer's Own Material

Please mark all COM & COL material with the following:

- 1 Buyer's Name
- 2 Client's Name
- 3 Charles Alan Sales Order #
- 4 Product Number & Quantity
- 5 Buyer's Purchase Order #
- 6 Fabric Pattern and Number
- 7 Direction of Application – **Railroad (RR) standard unless stated "Up The Roll"**

* Add 5% to LIST for using more than one (1) fabric

** It is very helpful to send a sample of the fabric with your Purchase Order.

COM yardage requirements shown in the price list are for plain 54 inch Railroaded material. For 54 inch material with a pattern repeat, increase the COM yardage requirements by the factor shown in the table below. For geometric patterns, or other fabrics with repeats in both directions add the vertical and horizontal repeats and use the chart below.

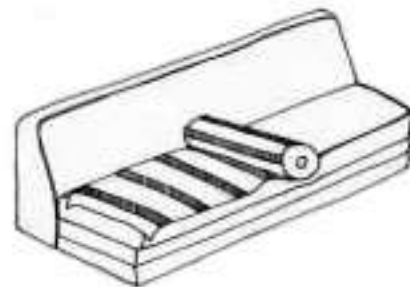
Fabric Repeat	Increase COM By:
5" & Under	10%
6" – 10"	15%
11" – 15"	20%
16" – 21"	25%
22" – 28"	28%
29" & Over	30%

For material less than 54" wide, use the following table:

Fabric Width	Increase COM By:
52"	7%
50"	10%
48"	15%
45"	25%
36"	50%

Charles Alan reserves the right to reject a fabric or leather deemed unsuitable for the application intended. COL requirements are shown in square feet and are based on hides that average a minimum of 40 useable square feet each. Increase COL footage requirements by 15% when using hides smaller than 40 useable square feet.

COM & COL material will be applied at our discretion unless specific instructions accompany the order. Normally without instructions requesting otherwise, fabric will be railroaded as shown below:



Orders with Customer's Own Material will not begin production until ALL materials for the order are

CHARLES ALAN

received, unless a split-ship request has been authorized. Charles Alan is not responsible for fabric issues on COM whether it is a manufacturer's defect, or visual discrepancies within rolls of material, or between different dye lots from which the material is pulled. Customers are responsible for supplying the recommended amounts of material as stated in the reference tables.

Charles Alan | Spinneybeck Leather Program

Charles Alan and Spinneybeck have joined together to offer a leather program that achieves customer satisfaction through a commitment to excellence.

Spinneybeck Vicenza Leather is now available in all standard colors as a graded option. Memo samples are available Next Day free of charge by contacting Spinneybeck at 1.800.482.7777. All other Spinneybeck leathers as well as custom colors are also available. Contact Charles Alan customer service for details and pricing.

Tailoring

Fabrics are accurately matched and positioned according to the pattern repeats and nap direction. **Unless otherwise noted, materials are applied RR (railroad laying the material out horizontally vs. up the roll).** Fabric repeats are carried through multiple units to produce identical chairs.

Cushions

All of our seat cushions are made from high resiliency, urethane foam wrapped in polyester fiber. You can select soft, standard, or extra firm.

Soft cushions tend to be softer and rounder, which tends to give a piece a more casual look and feel. Unless otherwise specified standard foam will be used on all cushions and back pillows. Firm foam offers more structure and firmness.

Vinyl and leather cushions have fabric zipper bands or vents in zipper bands to facilitate air escape. Loose seat or back cushions can be affixed by means of chrome clips which snap to belts sewn to cushions. Add \$53 list per cushion.

Moisture Barrier

A moisture barrier is available at \$35.00 NET per linear yard on all Charles Alan product. Typical of our moisture barrier process is to double upholster the seat top and in-back with moisture barrier sewn into the fabric construction. While these barriers protect an upholstered core, they do not protect the cover fabric from stain. This barrier should not be used with fabrics that have been previously laminated or have inherent anti-microbial characteristics; i.e. Cryptons™. Contact customer service for yardage requirements and scope of application. Moisture barriers do affect the flammability of product and should not be used in areas requiring Cal 133 flame resistance procedures.

Contrasting Fabric | Welt

There is a 5% NET up-charge for contrasting fabric & welt on all Charles Alan upholstered furniture. Contact customer service for the yardage requirements. For graded fabrics use the highest grade for pricing.

CAL 117 & CAL 133

While Charles Alan makes no claim of flammability of COM(s) or COL(s) all upholstered filling components meet California Bureau of Home Furnishing Technical Bulletin 117 at no up charge and tagged with a law label attached to the dust cover or bottom of each upholstered unit.

Cal 133 Certification

An up charge of \$990 NET per unit in addition to the cost of the unit and any COM(s) | COL(s) is required for each unit to be sent to an independent laboratory for the test burn. If having passed the test an up charge of \$35.00 NET per yard x the total yardage per unit covers the cost of double upholstery with a fire barrier sewn with Kevlar™ thread. Cal 133 Certification is a full-scale burn test that requires that you test every combination of fabric on every piece to be installed. Please allow six weeks for testing.

Cal 133 Compliance

By ordering product Cal 133 compliant Charles Alan Inc. has not been directed to perform any testing. Our product is built to the known industry standards to reduce the flammability of upholstered product

C H A R L E S A L A N

incorporating CM (combustion modified) FPF (flexible polyurethane foams) double upholstery with furniture fire barrier blocking material sewn with Kevlar™ thread. An up charge of \$35.00 NET per yard x total yardage per piece builds in redundant layers of flame resistant technology.

CUSTOM CAPABILITIES

We at Charles Alan embrace customization and hope to work with the customer to realize most needs. Our in-house design staff can help implement small changes to standard product to conversely complete 3-D digital modeling of customized large scale projects. Please contact customer service to discuss scope of change or project. Allow 48hrs for custom pricing response after receipt of all specifications, drawings, quantities for economies of scale and any other information deemed of value for pricing purposes at which time we will deliver to you a written quote at no charge. We will work closely to turn a custom quote in the minimal timeframe however material sourcing and availability as well as the nomenclature of specific marbles and granites are but just a few examples of the criteria used to develop thorough and accurate costs. Custom orders require a 50% deposit regardless of customer credit worthiness. The deposit must be in hand before production of shop drawings and release to production. Once custom items have received proper sign off(s) no changes or cancellations will be accepted.

Power / Data Options

With the demand for power and charging capabilities on the rise, Charles Alan provides solutions to address these needs ranging from stand-alone, portable units to flush-mounted options on table surfaces or soft sided seating. The surface mount solutions allow users to mix and match power, USB charging and data. The flexible design can be mounted horizontally, vertically or face up in surfaces. Power and charging solutions are available as plug and go or hardwired.

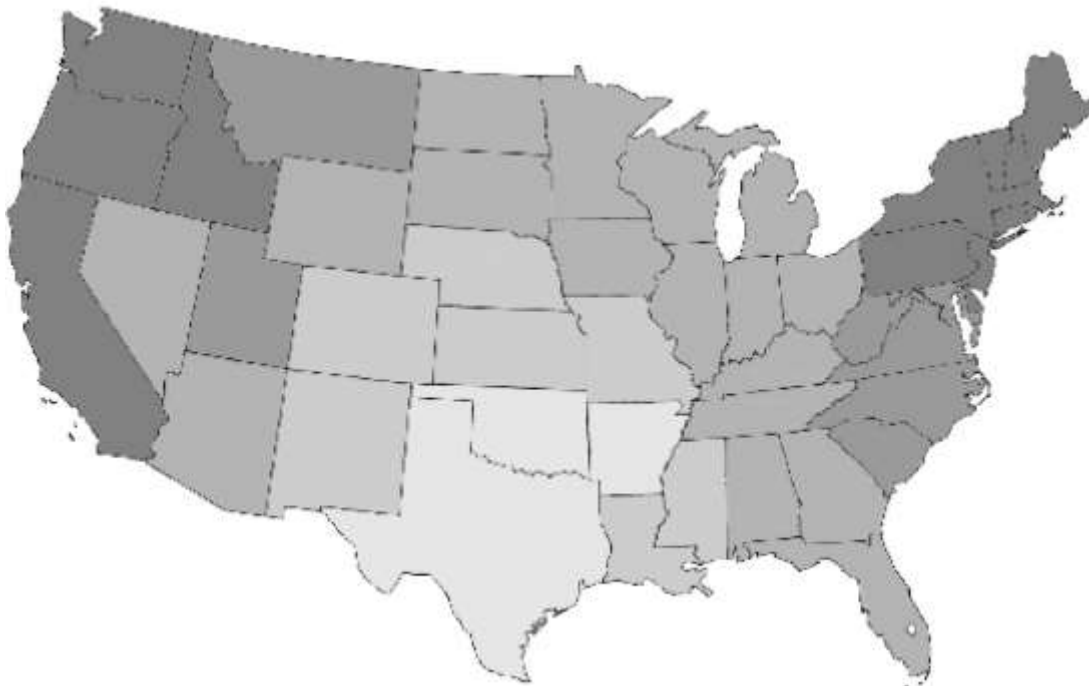
Please contact customer service for information on price, configurations, sizes and finishes.

CHARLES ALAN

SHIPPING

The Price List includes several changes in format including the removal of shipping cost from the product list price. Zone pricing will now be added to the order as a separate line item. **(Shown as % of LIST)**

Zone 1 – 6%	Zone 2 – 7%	Zone 3 – 8%	Zone 4 – 9%	Zone 5 – 10%
Arkansas	Colorado	Alabama	Maryland	California
Oklahoma	Kansas	Arizona	Montana	Connecticut
Texas	Louisiana	Florida	North Carolina	Delaware
	Mississippi	Georgia	South Carolina	District of Columbia
	Missouri	Iowa	Utah	Idaho
	Nebraska	Illinois	Virginia	Maine
	New Mexico	Indiana	West Virginia	Massachusetts
		Kentucky		New Hampshire
		Michigan		New Jersey
		Minnesota		New York
		Nevada		Oregon
		North Dakota		Pennsylvania
		Ohio		Rhode Island
		South Dakota		Washington
		Tennessee		Vermont
		Wisconsin		



* For customers in Hawaii, Alaska & Puerto Rico, please contact customer service for pricing.

CHARLES ALAN

Zone Freight Program

All freight costs will be determined as follows:

1. Total the COM LIST prices for your entire order
2. Locate on the map which zone your order will ship to and multiply the order total from line 1 by the corresponding zone % to determine the freight cost

Example:

Step 1	\$3000	(Total COM LIST Price)
Step 2	x .07	(Zone % Multiplier)
	= 210	(Freight Cost)

All orders shipped will be subject to a minimum freight charge of \$180 NET. For orders requesting a "Call Before Delivery", a charge of \$30 NET will be added to the invoice. Zone Freight pricing is dock to dock and does not include delivery inside a structure or installation of the product. All shipments are FOB Origin with freight prepaid to a single destination in the continental United States. Shipments to destinations outside the continental United States are shipped prepaid to the port of export. Please call for a shipping quote outside of the provided zones.

Warehousing

All requests to warehouse an order after completion must be in writing. In the event an order is warehoused more than (5) business days following completion, the customer will incur a storage fee at a rate of \$10 per day for the order. Payment of invoice, including warehousing fee in full, is required before shipping.

Freight Disclaimer

Prior to products being released to a carrier, each item is subjected to a 20 point freight inspection providing assurance that each product has been manufactured

and packaged professionally. All products are shipped FOB Origin. Once a carrier accepts the shipment for transportation, title to the product is passed to the purchaser and Charles Alan's responsibility ceases. If shipment is received in a damaged condition, **DO NOT REFUSE SHIPMENT**. To help resolve any freight issues, please use the following as guidance:

Filing Claims

The receiving party must file any claims for loss or damage immediately with the delivering carrier following receipt of merchandise. To help the payment of claims, the following steps should be taken:

Obvious Damage Claims

1. If a box has visible signs of misuse or damage, immediately open the box. Be sure to make damage notation on delivery receipt and have driver sign both copies of the freight bill.
2. Immediately request carrier to make an inspection confirming this request by letter.
3. Hold damaged carton and all interior packing for carrier's inspection.
4. File claim after inspection. If no inspection is made, file claim within prescribed time.

Concealed Damage Claims

Best practice is to open boxes or crates as soon as possible after receipt and inspect for concealed damage

1. Inspect the condition of each box or crate.
2. Follow steps #2, #3 and #4 as shown for obvious damage.

Loss

1. Be sure loss notation is made on delivery receipt and have driver sign both copies of the freight bill.
2. File claim within the prescribed time.

CHARLES ALAN

QUICK SHIP

Select products qualify for our Quick Ship service designed to meet sharp deadlines within fifteen (15) business days following receipt of all materials. Products are offered in any standard Charles Alan finish on maple, select MomentumDirect textiles, Spinneybeck Vicenza Black or COM. All prices remain at standard list. Customers requesting this service must clearly state Quick Ship on each Purchase Order. Purchase Orders without this stated clearly will be shipped according to the production schedule. Due to

inventory levels, order volumes greater than available inventory may not fully qualify for Quick Ship service. Following receipt of such orders, a customer service representative will identify volume issues and communicate possible alternatives. Once an order has been acknowledged with Quick Ship service, changes and | or cancellations will not be permitted. Order with Quick Ship service can be placed best via e-mail to customerservice@charlesalaninc.com or fax to 817.922.9854.

Lounge

Austin 409 Series

Pg. 35

- 4091 Chair
- 4092 Settee
- 4094 Sofa



Charlie 2100 Series

Pg. 38

- 21001 Chair
- 21002 Settee
- 21004 Sofa



Evans II 761 Series

Pg. 42

- 7611 Chair
- 7612 Settee
- 7614 Sofa



Evans II Youth 761Y Series

Pg. 43

- 761Y Chair



Llano 756 Series

Pg. 51

- 7561 Chair
- 7562 Settee
- 7564 Sofa



CHARLES ALAN

Travis 850 Series

Pg. 66

- 8501 Chair
- 8502 Settee
- 8504 Sofa



Barstool

Navarro 4010 Series

Pg. 96

- 40106 Backless Stool



Bench

Evans 310 Series

Pg. 100

- 3101 Single
- 3102 Double
- 3103 Triple



Tables *

Gracie 6700 Series

Pg. 115

- 67001 18" Diameter
- 67002 Ellipse



Stanley Cube 6300 Series

Pg. 126

- 63001 18" Square
- 63002 24" Square
- 63005 30" Square



Rose 6800 Series

Pg. 164

- 68001 18" Diameter



* Only maple veneered wood tops available for Quick Ship tables

CHARLES ALAN



Lounge

Aubrey

501

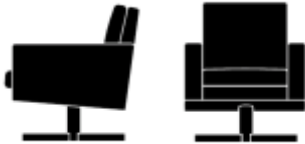
Standard w/ stationary polished chrome X Base on adjustable glides. Optional stainless steel or aluminum disc base w/ matching column. Contact customer service for special pricing. Loose seat with loose back.

Designer: C|A Design

Specify: Base

W	D	H	AH	AW	SH	SD
30"	33"	34"	24"	4"	17.5"	21.25"

5011 - Chair



COM	COL	A	B	C	D	E	F	G	H	I	VICENZA LEATHER
1733	1906	1973	2051	2129	2225	2405	2639	2783	3269	3533	3785

COM Yardage: 6
COL Footage: 108

CHARLES ALAN

Austin

QS

409

Coordinates w/ Austin pull-up chair, barstool and table. Curved front arm transitions into curved maple headrest. Tight seat with tight back. Available without curved maple headrest.

Designer: C|A Design

Specify: Finish for maple legs and top back rail	Chair 29" W											
	Settee 53" W	D	H	AH	AW	SH	SD					
	Sofa 77" W	35"	39.5"	20"	2.5"	18"	22.5"					

4091 - Chair - QS



COM	COL	A	B	C	D	E	F	G	H	I	VICENZA LEATHER
1575	1733	1815	1893	1971	2067	2247	2481	2625	3111	3375	3627

COM Yardage: 6
COL Footage: 108

4092 - Settee - QS



COM	COL	A	B	C	D	E	F	G	H	I	VICENZA LEATHER
2363	2599	2683	2787	2891	3019	3259	3571	3763	4411	4763	5099

COM Yardage: 8
COL Footage: 144

4093 - Sofa - QS



COM	COL	A	B	C	D	E	F	G	H	I	VICENZA LEATHER
2819	3101	3219	3349	3479	3639	3939	4329	4569	5379	5819	6239

COM Yardage: 10
COL Footage: 180

4099 - Ottoman



COM	COL	A	B	C	D	E	F	G	H	I	VICENZA LEATHER
933	1026	1013	1039	1065	1097	1157	1235	1283	1445	1533	1617

22" W, 18" D, 17" H

COM Yardage: 2
COL Footage: 36

Bowie

855

Overstuffed arms make for a residential feel. Bolt on arms, loose seat w/ tight back.

Designer: C|A Design

Specify: Finish for maple legs

Chair 37" W											
Settee 58" W	D	H	AH	AW	SH	SD					
Sofa 80" W	34"	37.5"	24"	5"	19.5"						

8551 - Chair



COM	COL	A	B	C	D	E	F	G	H	I	VICENZA LEATHER
1449	1594	1739	1833	1928	2044	2261	2544	2718	3305	3624	3938

COM Yardage: 7.25
COL Footage: 131

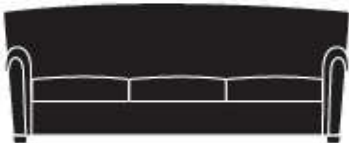
8552 - Settee



COM	COL	A	B	C	D	E	F	G	H	I	VICENZA LEATHER
2173	2390	2543	2663	2784	2932	3209	3570	3792	4541	4948	5346

COM Yardage: 9.25
COL Footage: 167

8554 - Sofa



COM	COL	A	B	C	D	E	F	G	H	I	VICENZA LEATHER
2607	2868	3097	3256	3416	3612	3979	4457	4751	5743	6282	6806

COM Yardage: 12.25
COL Footage: 221

Carmel

770

Please note that large prints and striped fabric patterns may become distorted due to nature of design. For contrasting welt, please contact customer service for upcharge and increased COM / COL yardage requirements. Tight seat with tight back.

Designer: Andrew Gower

Specify: Finish for maple legs

Chair 33.5" W											
Settee 54" W	D	H	AH	AW	SH	SD					
Sofa 76" W	31"	33.5"	29"		18.5"	19"					

7701 - Chair



COM	COL	A	B	C	D	E	F	G	H	I	VICENZA LEATHER
1260	1386	1480	1552	1623	1711	1876	2091	2223	2668	2910	3141

COM Yardage: 5.5
COL Footage: 99

7702 - Settee



COM	COL	A	B	C	D	E	F	G	H	I	VICENZA LEATHER
1890	2079	2230	2341	2451	2587	2842	3174	3378	4066	4440	4797

COM Yardage: 8.5
COL Footage: 153

7704 - Sofa



COM	COL	A	B	C	D	E	F	G	H	I	VICENZA LEATHER
2266	2493	2726	2876	3025	3209	3554	4003	4279	5210	5716	6199

COM Yardage: 11.5
COL Footage: 207

CHARLES ALAN

Charlie

QS 2100

"T" back with bolt on arms and optional wood arm caps. For contrasting welt, please contact customer service for upcharge and increased COM / COL yardage requirements. Loose seat with tight back

Designer: Andrew Gower

Specify: Finish for maple legs & arm caps *

Chair 36" W												
Settee 61" W	D	H	AH	AW	SH	SD						
Sofa 86" W	32.5"	33"	24.5"	5"	17.5"	22.5"						

21001 - Chair



COM	COL	A	B	C	D	E	F	G	H	I	VICENZA LEATHER
1107	1218	1397	1491	1586	1702	1919	2202	2376	2963	3282	3596

COM Yardage: 7.25
COL Footage: 131


21002 - Settee



COM	COL	A	B	C	D	E	F	G	H	I	VICENZA LEATHER
1660	1826	2020	2137	2254	2398	2668	3019	3235	3964	4360	4738

COM Yardage: 9
COL Footage: 162

21004 - Sofa



COM	COL	A	B	C	D	E	F	G	H	I	VICENZA LEATHER
1991	2190	2511	2680	2849	3057	3447	3954	4266	5319	5891	6437

COM Yardage: 13
COL Footage: 234

21009 - Ottoman



COM	COL	A	B	C	D	E	F	G	H	I	VICENZA LEATHER
689	758	779	808	838	874	941	1029	1083	1265	1364	1468

26" W, 24" D, 18" H

COM Yardage: 2.25
COL Footage: 41

* WC - Maple wood arm caps \$300.00 List
Maple wood arm caps not available for Quick Ship

Clairmont

830

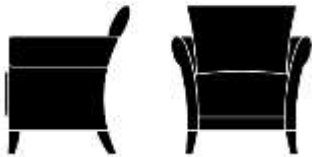
Coordinates with barstools. Bolt on arms. Tight seat with tight back.

Designer: Andrew Gower

Specify: Finish for maple legs

Chair 31" W												
Settee 51.5" W	D	H	AH	AW	SH	SD						
Sofa 72" W	27"	33.5"	26.5"		18"	17"						

8301 - Chair



COM	COL	A	B	C	D	E	F	G	H	I	VICENZA LEATHER
1283	1411	1483	1548	1613	1693	1843	2038	2158	2563	2783	2993

COM Yardage: 5
COL Footage: 90

8302 - Settee



COM	COL	A	B	C	D	E	F	G	H	I	VICENZA LEATHER
1925	2118	2185	2270	2354	2458	2653	2907	3063	3589	3875	4148

COM Yardage: 6.5
COL Footage: 117

8304 - Sofa



COM	COL	A	B	C	D	E	F	G	H	I	VICENZA LEATHER
2310	2541	2650	2761	2871	3007	3262	3594	3798	4486	4860	5217

COM Yardage: 8.5
COL Footage: 153

Cole

580

Coordinates with Cole tables. 3/4 arm shell envelopes tight seat with tight back.

Designer: Andrew Gower

Specify: Finish for maple legs

Chair 30.5" W												
Settee 54.5" W	D	H	AH	AW	SH	SD						
Sofa 78.5" W	31.5"	32.5"	21.5"	3"	18"	20.5"						

5801 - Chair



COM	COL	A	B	C	D	E	F	G	H	I	VICENZA LEATHER
1120	1232	1350	1425	1500	1592	1764	1988	2126	2592	2845	3096

COM Yardage: 5.75
COL Footage: 104

5802 - Settee



COM	COL	A	B	C	D	E	F	G	H	I	VICENZA LEATHER
1524	1676	1884	2001	2118	2262	2532	2883	3099	3828	4224	4602

COM Yardage: 9
COL Footage: 162

5804 - Sofa



COM	COL	A	B	C	D	E	F	G	H	I	VICENZA LEATHER
1829	2012	2329	2492	2654	2854	3229	3717	4017	5029	5579	6104

COM Yardage: 12.5
COL Footage: 225

Evans

760

Coordinates with lounge, pull-ups, barstools, benches and tables. Bolt on arms with optional maple arm caps are machined to mirror shape of gently curved arm. Tight seat with tight back.

Designer: Andrew Gower

Specify: Finish for maple legs and arm caps *	Chair 29" W										
	Settee 50" W	D	H	AH	AW	SH	SD				
	Sofa 74" W	29"	33"	25"	4.5"	18.5"					

7601 - Chair



COM	COL	A	B	C	D	E	F	G	H	I	VICENZA LEATHER
1180	1298	1350	1405	1461	1529	1656	1822	1924	2268	2455	2643

COM Yardage: 4.25
COL Footage: 77

7602 - Settee



COM	COL	A	B	C	D	E	F	G	H	I	VICENZA LEATHER
1862	2048	2082	2154	2225	2313	2478	2693	2825	3270	3512	3743

COM Yardage: 5.5
COL Footage: 99

7604 - Sofa



COM	COL	A	B	C	D	E	F	G	H	I	VICENZA LEATHER
2235	2459	2505	2593	2681	2789	2991	3254	3416	3963	4260	4553

COM Yardage: 6.75
COL Footage: 122

7609 - Ottoman



COM	COL	A	B	C	D	E	F	G	H	I	VICENZA LEATHER
707	778	797	826	856	892	959	1047	1101	1283	1382	1486

21" W, 21" D, 18" H

COM Yardage: 2.25
COL Footage: 41

* WC - Maple wood arm caps \$330.00 LIST

Evans II

QS

761

Coordinates with Evans lounge, pull-ups, barstools, benches and tables. Bolt on arms with optional maple arm caps are machined to mirror shape of gently curved arm. Tight seat with tight back.

Designer: Andrew Gower

Specify: Finish for maple legs & arm caps *	Chair 32" W											
	Settee 56" W	D	H	AH	AW	SH	SD					
	Sofa 82" W	31"	33"	25"	5"	17.5"						

7611 - Chair - QS



COM	COL	A	B	C	D	E	F	G	H	I	VICENZA LEATHER
1237	1361	1427	1489	1551	1627	1769	1954	2068	2453	2662	2871

COM Yardage: 4.75
COL Footage: 86

7612 - Settee - QS



COM	COL	A	B	C	D	E	F	G	H	I	VICENZA LEATHER
1955	2151	2195	2273	2351	2447	2627	2861	3005	3491	3755	4007

COM Yardage: 6
COL Footage: 108

7614 - Sofa - QS



COM	COL	A	B	C	D	E	F	G	H	I	VICENZA LEATHER
2345	2580	2645	2743	2840	2960	3185	3478	3658	4265	4595	4910

COM Yardage: 7.5
COL Footage: 135

7619 - Ottoman



COM	COL	A	B	C	D	E	F	G	H	I	VICENZA LEATHER
707	778	797	826	856	892	959	1047	1101	1283	1382	1486

21" W, 21" D, 18" H
COM Yardage: 2.25
COL Footage: 41

* WC - Maple wood arm caps \$330.00 List
Maple wood arm caps not available for Quick Ship

Evans II (continued)

QS

761

"T" back with bolt on arms and optional wood arm caps. For contrasting welt, please contact customer service for upcharge and increased COM / COL yardage requirements. Loose seat with tight back

Designer: Andrew Gower

Youth Chair

Specify: Finish for maple legs & arm caps *

W	D	H	AH	AW	SH	SD
24"	23"	24.75"	17.75"	3.75"	13.25"	

761Y - Youth Chair - QS



COM	COL	A	B	C	D	E	F	G	H	I	VICENZA LEATHER
847	932	947	980	1012	1052	1127	1225	1285	1487	1597	1702

COM Yardage: 2.5
COL Footage: 45

761Y-WC - Youth Chair Wood Caps



COM	COL	A	B	C	D	E	F	G	H	I	VICENZA LEATHER
1137	1251	1237	1270	1302	1342	1417	1515	1575	1777	1887	1992

COM Yardage: 2.5
COL Footage: 45

* WC - Maple wood arm caps \$260.00 List
Maple wood arm caps not available for Quick Ship

Evans II High Back

762

Coordinates with Evans lounge series, Evans II lounge series, Evans pull-ups, barstools, benches and tables. Bolt on arms with optional maple arm caps are machined to mirror shape of gently curved arm. Tight seat with tight back.

Designer: Andrew Gower

Specify: Finish for maple legs & arm caps *	Chair 32" W										
	Settee 56" W	D	H	AH	AW	SH	SD				
	Sofa 82" W	31"	38"	25"	5"	17.5"					

7621 - Chair



COM	COL	A	B	C	D	E	F	G	H	I	VICENZA LEATHER
1304	1434	1514	1582	1651	1735	1892	2097	2223	2648	2879	3109

COM Yardage: 5.25
COL Footage: 95

7622 - Settee



COM	COL	A	B	C	D	E	F	G	H	I	VICENZA LEATHER
2111	2322	2391	2482	2573	2685	2895	3168	3336	3903	4211	4505

COM Yardage: 7
COL Footage: 126

7624 - Sofa



COM	COL	A	B	C	D	E	F	G	H	I	VICENZA LEATHER
3651	4016	4011	4128	4245	4389	4659	5010	5226	5955	6351	6729

COM Yardage: 9
COL Footage: 162

* WC - Maple wood arm caps \$330.00 List

French Club

740

Coordinates with pull-ups, barstools and tables. For contrasting welt, add 1/4 yd for the lounge chair, 1/4 yd for the ottoman, 1/2 yd for the settee and 3/4 yd for the sofa plus 5% upcharge. Tapered and turned front legs, tight seat with tight back.

Designer: Andrew Gower

Specify: Finish for maple legs

Chair 30.5" W											
Settee 56" W	D	H	AH	AW	SH	SD					
Sofa 78" W	33"	33"	27"	3.5"	18"						

7401 - Chair



COM	COL	A	B	C	D	E	F	G	H	I	VICENZA LEATHER
1344	1478	1584	1662	1740	1836	2016	2250	2394	2880	3144	3396

COM Yardage: 6
COL Footage: 108

7402 - Settee



COM	COL	A	B	C	D	E	F	G	H	I	VICENZA LEATHER
2041	2245	2411	2531	2652	2800	3077	3438	3660	4409	4816	5214

COM Yardage: 9.25
COL Footage: 167

7404 - Sofa



COM	COL	A	B	C	D	E	F	G	H	I	VICENZA LEATHER
2560	2816	3030	3183	3336	3524	3876	4334	4616	5568	6085	6588

COM Yardage: 11.75
COL Footage: 212

7409 - Ottoman



COM	COL	A	B	C	D	E	F	G	H	I	VICENZA LEATHER
731	804	821	850	880	916	983	1071	1125	1307	1406	1510

22" W, 22" D, 18" H

COM Yardage: 2.25
COL Footage: 41

Gracie

860

Coordinates with Gracie pull-ups, barstools and tables. For contrasting welt, add 1/4 yd for the lounge chair, 1/4 yd for the ottoman, 1/2 yd for the settee and 3/4 yd for the sofa plus 5% upcharge. Tapered and turned front legs, tight seat with tight back.

Designer: Andrew Gower

	Chair 28.5" W											
Specify: Finish for maple legs	Settee 50.5" W	D	H	AH	AW	SH	SD					
Crumb hole available for healthcare applications	Sofa 73.5" W	37"	36.5"	25"	3"	18"						

8601 - Chair



COM	COL	A	B	C	D	E	F	G	H	I	VICENZA LEATHER
1604	1764	1894	1988	2083	2199	2416	2699	2873	3460	3779	4093

COM Yardage: 7.25
COL Footage: 131

8602 - Settee



COM	COL	A	B	C	D	E	F	G	H	I	VICENZA LEATHER
2407	2648	2807	2937	3067	3227	3527	3917	4157	4967	5407	5827

COM Yardage: 10
COL Footage: 180

8604 - Sofa



COM	COL	A	B	C	D	E	F	G	H	I	VICENZA LEATHER
2889	3178	3349	3499	3648	3832	4177	4626	4902	5833	6339	6822

COM Yardage: 11.5
COL Footage: 207

8609 - Ottoman



COM	COL	A	B	C	D	E	F	G	H	I	VICENZA LEATHER
738	812	828	857	887	923	990	1078	1132	1314	1413	1517

28" W, 24" D, 18" H

COM Yardage: 2.25
COL Footage: 41

CHARLES ALAN

Java

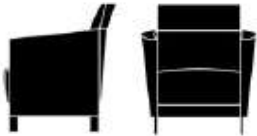
790

Coordinates with Java benches and tables. Legs are "Stardust" powder coated steel. Tight seat with tight back.

Designer: Andrew Gower

Specify:	Chair 31" W										
	Settee 53" W	D	H	AH	AW	SH	SD				
	Sofa 75" W	29"	35"	23.5"		17.5"	21				

7901 - Chair



COM	COL	A	B	C	D	E	F	G	H	I	VICENZA LEATHER
1333	1466	1523	1585	1647	1723	1865	2050	2164	2549	2758	2967

COM Yardage: 4.75
COL Footage: 86


7902 - Settee



COM	COL	A	B	C	D	E	F	G	H	I	VICENZA LEATHER
2067	2274	2317	2398	2480	2580	2767	3011	3161	3667	3942	4214

COM Yardage: 6.25
COL Footage: 113

7904 - Sofa



COM	COL	A	B	C	D	E	F	G	H	I	VICENZA LEATHER
2444	2688	2744	2842	2939	3059	3284	3577	3757	4364	4694	5009

COM Yardage: 7.5
COL Footage: 135

Julie

500

Coordinates with Julie banquette seating. Banded wood base, floats above maple legs. L-Series (loose seat) available with loose cushions. Seat cushion attached with D-rings. T-Series (tight seat) available with a tight seat and tight back.

Designer: C|A Design

Specify: Finish for maple legs

Chair 27" W												
Settee 54" W	D	H	AH	AW	SH	SD						
Sofa 81" W	30.5"	32"			18"							

5001-L - Chair



COM	COL	A	B	C	D	E	F	G	H	I	VICENZA LEATHER
1233	1356	1453	1525	1596	1684	1849	2064	2196	2641	2883	3114

COM Yardage: 5.5
COL Footage: 99

5002-L - Settee



COM	COL	A	B	C	D	E	F	G	H	I	VICENZA LEATHER
1985	2184	2425	2568	2711	2887	3217	3646	3910	4801	5285	5747

COM Yardage: 11
COL Footage: 198

5004-L - Sofa



COM	COL	A	B	C	D	E	F	G	H	I	VICENZA LEATHER
2275	2503	2755	2911	3067	3259	3619	4087	4375	5347	5875	6379

COM Yardage: 12
COL Footage: 216

CHARLES ALAN

Julie

500

Coordinates with Julie banquette seating. Banded wood base, floats above maple legs. L-Series (loose seat) available with loose cushions. Seat cushion attached with D-rings. T-Series (tight seat) available with a tight seat and tight back.

Designer: C|A Design

Specify: Finish for maple legs

Chair 27" W												
Settee 54" W	D	H	AH	AW	SH	SD						
Sofa 81" W	30.5"	32"			18"							


5001-T - Chair



COM	COL	A	B	C	D	E	F	G	H	I	VICENZA LEATHER
1150	1265	1310	1362	1414	1478	1598	1754	1850	2174	2350	2518

COM Yardage: 4
COL Footage: 72

5002-T - Settee



COM	COL	A	B	C	D	E	F	G	H	I	VICENZA LEATHER
1825	2008	2145	2249	2353	2481	2721	3033	3225	3873	4225	4561

COM Yardage: 8
COL Footage: 144

5004-T - Sofa



COM	COL	A	B	C	D	E	F	G	H	I	VICENZA LEATHER
2198	2418	2738	2914	3089	3305	3710	4237	4561	5654	6248	6815

COM Yardage: 13.5
COL Footage: 243

* (T) Series offered with a rounded front and rear seat: Option as -MK (Prices and Specs same as (T))



5001-MK - Chair

5002-MK - Settee

5004-MK - Sofa

Lindsay

840

Legs are made from clear anodized 1/8" aluminum tubing. Modular construction with a tight back.

Designer: Andrew Gower

Specify:

Chair 30.5" W											
Settee 51.5" W	D	H	AH	AW	SH	SD					
Sofa 72.5" W	31.5"	33"	25.5"	5"	17"						

8401 - Chair



COM	COL	A	B	C	D	E	F	G	H	I	VICENZA LEATHER
1222	1344	1452	1527	1602	1694	1866	2090	2228	2694	2947	3198

COM Yardage: 5.75
COL Footage: 104

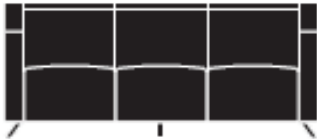
8402T - Settee



COM	COL	A	B	C	D	E	F	G	H	I	VICENZA LEATHER
1836	2020	2176	2287	2397	2533	2788	3120	3324	4012	4386	4743

COM Yardage: 8.5
COL Footage: 153

8404 - Sofa



COM	COL	A	B	C	D	E	F	G	H	I	VICENZA LEATHER
2313	2544	2753	2896	3039	3215	3545	3974	4238	5129	5613	6075

COM Yardage: 11
COL Footage: 198

Llano

756

Legs are made from clear anodized 1/8" aluminum tubing. Modular construction with a tight back.

Designer: C|A Design

Specify: Finish for maple legs & turned or tapered legs.	Chair 35" W											
	Settee 59" W	D	H	AH	AW	SH	SD					
	Sofa 83" W	34"	34.5"	27"	7"	17"						

7561 - Chair



COM	COL	A	B	C	D	E	F	G	H	I	VICENZA LEATHER
1169	1286	1409	1487	1565	1661	1841	2075	2219	2705	2969	3221

COM Yardage: 6
COL Footage: 108

7562 - Settee



COM	COL	A	B	C	D	E	F	G	H	I	VICENZA LEATHER
1800	1980	2160	2277	2394	2538	2808	3159	3375	4104	4500	4878

COM Yardage: 9
COL Footage: 162

7564 - Sofa



COM	COL	A	B	C	D	E	F	G	H	I	VICENZA LEATHER
2171	2388	2651	2807	2963	3155	3515	3983	4271	5243	5771	6275

COM Yardage: 12
COL Footage: 216

* Also Available with a straight back design

Manduba

871

Coordinates with 872 Sheduba series. Wood banded base with a "T" seat. 3/4 arms and curved back ,with tight seat and tight back.

Designer: Andrew Gower

	Chair 32.5" W											
Specify: Finish for exposed base & legs	Settee 58" W	D	H	AH	AW	SH	SD					
Pillows - bolsters available - CALL for yds and upcharge	Sofa 81" W	32"	34.75"	21.5"		18.75"	21"					

8711 - Chair



COM	COL	A	B	C	D	E	F	G	H	I	VICENZA LEATHER
1500	1650	1710	1778	1847	1931	2088	2293	2419	2844	3075	3305

COM Yardage: 5.25
COL Footage: 95

8712 - Settee



COM	COL	A	B	C	D	E	F	G	H	I	VICENZA LEATHER
2360	2596	2710	2824	2938	3078	3340	3681	3891	4600	4985	5362

COM Yardage: 8.75
COL Footage: 158

8714 - Sofa



COM	COL	A	B	C	D	E	F	G	H	I	VICENZA LEATHER
3071	3378	3501	3641	3781	3953	4275	4694	4952	5823	6296	6757

COM Yardage: 10.75
COL Footage: 194

Merced

820

Bolt on arms. Tight seat with tight back.

Designer: Andrew Gower

Specify: Finish for maple legs

Chair 30.5" W												
Settee 54.5" W	D	H	AH	AW	SH	SD						
Sofa 78.5" W	33"	46.5"	25.5"	4"	18"	20"						

8201 - Chair



COM	COL	A	B	C	D	E	F	G	H	I	VICENZA LEATHER
1359	1495	1639	1730	1821	1933	2143	2416	2584	3151	3459	3753

COM Yardage: 7
COL Footage: 126

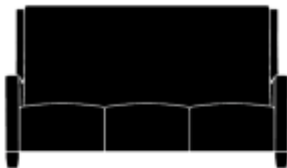
8202 - Settee



COM	COL	A	B	C	D	E	F	G	H	I	VICENZA LEATHER
2040	2244	2440	2570	2700	2860	3160	3550	3790	4600	5040	5460

COM Yardage: 10
COL Footage: 180

8204 - Sofa



COM	COL	A	B	C	D	E	F	G	H	I	VICENZA LEATHER
2447	2692	2947	3110	3272	3472	3847	4335	4635	5647	6197	6722

COM Yardage: 12.50
COL Footage: 225

Monterey

710


Coordinates with pull-up chair. Modernized club arm with waterfall tight seat with tight back. Sewn stitches on arm pad and back.

Designer: Andrew Gower

Specify: Finish for maple legs

Chair 32" W												
Settee 55" W	D	H	AH	AW	SH	SD						
Sofa 78" W	31"	33.5"	25.5"	5"	19"							

7101 - Chair



COM	COL	A	B	C	D	E	F	G	H	I	VICENZA LEATHER
1321	1453	1551	1626	1701	1793	1965	2189	2327	2793	3046	3297

COM Yardage: 5.75
COL Footage: 104

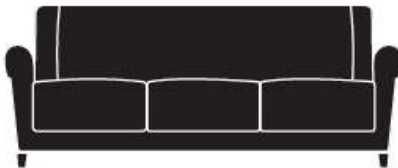
7102 - Settee



COM	COL	A	B	C	D	E	F	G	H	I	VICENZA LEATHER
2014	2215	2294	2385	2476	2588	2798	3071	3239	3806	4114	4408

COM Yardage: 7
COL Footage: 126

7104 - Sofa



COM	COL	A	B	C	D	E	F	G	H	I	VICENZA LEATHER
2427	2670	2777	2891	3005	3145	3407	3748	3958	4667	5052	5429

COM Yardage: 8.75
COL Footage: 158

Rawlins

780

Fiberglass arm caps and bolt on arms with tight seat and tight back. For contrasting welt, please contact customer service for upcharge and increased COM / COL yardage requirements.

Designer: Andrew Gower

Chair 36" W

Settee 58" W

Specify: Finish for maple legs

Sofa 80" W

Armless 35.5" W

D	H	AH	AW	SH	SD
34"	37"	27"	NA	18.5"	20"

7801 - Chair



COM	COL	A	B	C	D	E	F	G	H	I	VICENZA LEATHER
1335	1469	1605	1693	1781	1889	2091	2354	2516	3063	3360	3653

COM Yardage: 6.75
COL Footage: 122

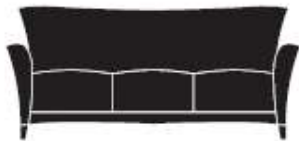
7802 - Settee



COM	COL	A	B	C	D	E	F	G	H	I	VICENZA LEATHER
2037	2241	2407	2527	2648	2796	3073	3434	3656	4405	4812	5210

COM Yardage: 9.25
COL Footage: 167

7804 - Sofa



COM	COL	A	B	C	D	E	F	G	H	I	VICENZA LEATHER
2443	2687	2913	3066	3219	3407	3759	4217	4499	5451	5968	6471

COM Yardage: 11.75
COL Footage: 212

7805 - Armless



COM	COL	A	B	C	D	E	F	G	H	I	VICENZA LEATHER
1060	1166	1230	1285	1341	1409	1536	1702	1804	2148	2335	2523

COM Yardage: 4.25
COL Footage: 77

Rawlins

780

Fiberglass arm caps and bolt on arms with tight seat and tight back. For contrasting welt, please contact customer service for upcharge and increased COM / COL yardage requirements.

Designer: Andrew Gower

Chair 36" W

Settee 58" W

Specify: Finish for maple legs

Sofa 80" W

D

H

AH

AW

SH

SD

Armless 35.5" W

34"

37"

27"

NA

18.5" 20"

7809 - Ottoman



COM	COL	A	B	C	D	E	F	G	H	I	VICENZA LEATHER
776	854	866	895	925	961	1028	1116	1170	1352	1451	1555

25" W, 24" D, 17" H

COM Yardage: 2.25

COL Footage: 41

CHARLES ALAN

Royal

750

Coordinates with Royal youth chair. Fiberglass arm caps on oversized club arm. For contrasting welt, add 1/2 yd for lounge chair, 3/4 yd for settee, 1 yd for sofa, 1/4 yd for ottoman, plus 5% upcharge. Tight seat with tight back.

Designer: Andrew Gower

Chair 36" W

Settee 58" W

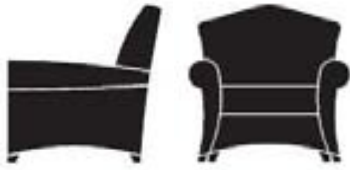
Sofa 80" W

Armless 31" W

D	H	AH	AW	SH	SD
32.5"	38"	27"	8"	18"	

Specify: Finish for maple legs

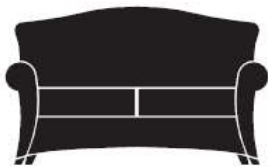
7501 - Chair



COM	COL	A	B	C	D	E	F	G	H	I	VICENZA LEATHER
1358	1494	1638	1729	1820	1932	2142	2415	2583	3150	3458	3752

COM Yardage: 7
COL Footage: 126


7502 - Settee



COM	COL	A	B	C	D	E	F	G	H	I	VICENZA LEATHER
2093	2302	2473	2597	2720	2872	3157	3528	3756	4525	4943	5342

COM Yardage: 9.5
COL Footage: 171

7504 - Sofa



COM	COL	A	B	C	D	E	F	G	H	I	VICENZA LEATHER
2443	2687	2933	3092	3252	3448	3815	4293	4587	5579	6118	6642

COM Yardage: 12.25
COL Footage: 221

7505 - Armless Chair



COM	COL	A	B	C	D	E	F	G	H	I	VICENZA LEATHER
1060	1166	1240	1299	1357	1429	1564	1740	1848	2212	2410	2599

COM Yardage: 4.5
COL Footage: 81

Royal

750

Coordinates with Royal youth chair. Fiberglass arm caps on oversized club arm. For contrasting welt, add 1/2 yd for lounge chair, 3/4 yd for settee, 1 yd for sofa, 1/4 yd for ottoman, plus 5% upcharge. Tight seat with tight back.

Designer: Andrew Gower

Chair 36" W

Settee 58" W

Specify: Finish for maple legs

Sofa 80" W

D H AH AW SH SD

Armless 31" W

32.5 38" 27" 8" 18"

7509 - Ottoman



COM	COL	A	B	C	D	E	F	G	H	I	VICENZA LEATHER
776	854	866	895	925	961	1028	1116	1170	1352	1451	1555

26" W, 24" D, 18" H

COM Yardage: 2.25

COL Footage: 41

750Y - Youth Chair



COM	COL	A	B	C	D	E	F	G	H	I	VICENZA LEATHER
943	1037	1123	1182	1240	1312	1447	1623	1731	2095	2293	2482

28" W, 26.5" D, 29.5" H, 20.5" AH, 6" AW, 14" SH

COM Yardage: 4.5

COL Footage: 81

Sarah

590

Coordinates with Sarah tables. Modular construction with a tight seat and tight back.

Designer: Andrew Gower

Specify: Finish for maple legs

Chair 32" W												
Settee 56" W	D	H	AH	AW	SH	SD						
Sofa 80" W	34.75"	31"	24.5"	4"	19"	22"						

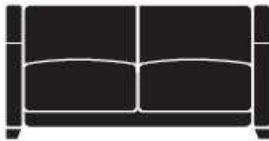
5901 - Chair



COM	COL	A	B	C	D	E	F	G	H	I	VICENZA LEATHER
1132	1245	1372	1450	1528	1624	1804	2038	2182	2668	2932	3184

COM Yardage: 6
COL Footage: 108

5902 - Settee



COM	COL	A	B	C	D	E	F	G	H	I	VICENZA LEATHER
1865	2052	2245	2369	2492	2644	2929	3300	3528	4297	4715	5114

COM Yardage: 9.5
COL Footage: 171

5904 - Sofa



COM	COL	A	B	C	D	E	F	G	H	I	VICENZA LEATHER
2238	2462	2748	2914	3080	3284	3666	4163	4469	5502	6063	6608

COM Yardage: 12.75
COL Footage: 230

Sheduba

872

Coordinates with Manduba lounge series. Wood banded base with "T" seat. Curved back with tight seat and tight back.

Designer: C|A Design

	Chair 30" W											
Specify: Finish for exposed base and legs	Settee 58" W	D	H	AH	AW	SH	SD					
Pillows & bolsters available - CALL for upcharge and yardage	Sofa 81" W	32"	34.75"			18.75"	21"					

8721 - Chair



COM	COL	A	B	C	D	E	F	G	H	I	VICENZA LEATHER
1300	1430	1470	1525	1581	1649	1776	1942	2044	2388	2575	2763

COM Yardage: 4.25
COL Footage: 77

8722 - Settee



COM	COL	A	B	C	D	E	F	G	H	I	VICENZA LEATHER
2120	2332	2430	2531	2632	2756	2988	3290	3476	4104	4445	4780

COM Yardage: 7.75
COL Footage: 140

8724 - Sofa



COM	COL	A	B	C	D	E	F	G	H	I	VICENZA LEATHER
2830	3113	3220	3347	3474	3630	3922	4302	4536	5326	5755	6174

COM Yardage: 9.75
COL Footage: 176

Soma

690

Coordinates with Soma sectional, armless tablet series, pull-ups, benches and tables. Standard Soma legs are 1/8" clear anodized aluminum tubing bolted to a 1 1/8" thick maple banded platform. Optional casters are two locking, two free. Modular construction with maple plinth base. Tight seat with tight back.

Designer: Andrew Gower

Specify: Finish for base & optional tablets & arms, legs or casters

Chair 38" W

Optional: wood arm caps @ \$300 LIST/set, tablet arm @ \$325 LIST/ea

Settee 62" W

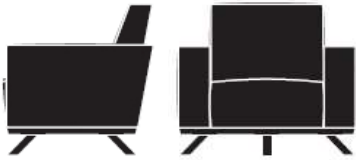
D H AH AW SH SD

Specify R or L

Sofa 86" W

32.75" 34" 25.5" 6.5" 17.5"

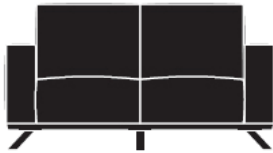
6901 - Chair



COM	COL	A	B	C	D	E	F	G	H	I	VICENZA LEATHER
1493	1642	1773	1864	1955	2067	2277	2550	2718	3285	3593	3887

COM Yardage: 7
COL Footage: 126

6902 - Settee



COM	COL	A	B	C	D	E	F	G	H	I	VICENZA LEATHER
2240	2464	2600	2717	2834	2978	3248	3599	3815	4544	4940	5318

COM Yardage: 9
COL Footage: 162

6904 - Sofa



COM	COL	A	B	C	D	E	F	G	H	I	VICENZA LEATHER
2689	2958	3169	3325	3481	3673	4033	4501	4789	5761	6289	6793

COM Yardage: 12
COL Footage: 216

6905 - Center Sectional



COM	COL	A	B	C	D	E	F	G	H	I	VICENZA LEATHER
667	734	767	800	832	872	947	1045	1105	1307	1417	1522

24" W, 32.75" D, 34" H, 17" SH

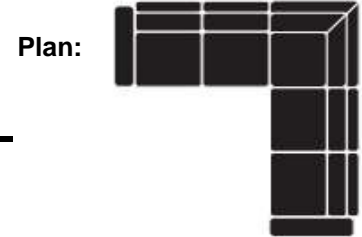
COM Yardage: 2.5
COL Footage: 45

Soma

690

Coordinates with Soma sectional, armless tablet series, pull-ups, benches and tables. Standard Soma legs are 1/8" clear anodized aluminum tubing bolted to a 1 1/8" thick maple banded platform. Optional casters are two locking, two free. Modular construction with maple plinth base. Tight seat with tight back.

Designer: Andrew Gower



Specify: Finish for base & optional tablets & arms, legs or casters

Optional: wood arm caps @ \$300 LIST/set, tablet arm @ \$325 LIST/ea, spec R or L

6906 - Starter Left



COM	COL	A	B	C	D	E	F	G	H	I	VICENZA LEATHER
1111	1222	1271	1323	1375	1439	1559	1715	1811	2135	2311	2479

31" W, 32.75" D, 34" H, 25" AH, 7" AW, 17" SH

COM Yardage: 4
COL Footage: 72

6907 - Starter Right



COM	COL	A	B	C	D	E	F	G	H	I	VICENZA LEATHER
1111	1222	1271	1323	1375	1439	1559	1715	1811	2135	2311	2479

31" W, 32.75" D, 34" H, 25" AH, 7" AW, 17" SH

COM Yardage: 4
COL Footage: 72

6908 - Corner Unit



COM	COL	A	B	C	D	E	F	G	H	I	VICENZA LEATHER
1111	1222	1331	1403	1474	1562	1727	1942	2074	2519	2761	2992

35.75" W, 32.75" D, 34" H, 25", 17" SH

COM Yardage: 5.5
COL Footage: 99

6909 - Ottoman



COM	COL	A	B	C	D	E	F	G	H	I	VICENZA LEATHER
950	1045	1040	1069	1099	1135	1202	1290	1344	1526	1625	1729

25" W, 25" D, 17" H

COM Yardage: 2.25
COL Footage: 41

Soma

690

Coordinates with Soma sectional, armless tablet series, pull-ups, benches and tables. Standard Soma legs are 1/8" clear anodized aluminum tubing bolted to a 1 1/8" thick maple banded platform. Optional casters are two locking, two free. Modular construction with maple plinth base. Tight seat with tight back.

Designer: Andrew Gower

Specify: Maple Table Arm optional from list below @ \$325 LIST/ea.
Specify Left or Right sitting.

6961-R	Right Arm - Oval	9.5" x 14.5"
6961-L	Left Arm - Oval	9.5" x 14.5"
6971-R	Right Arm - Oval	12" x 16"
6971-L	Left Arm - Oval	12" x 16"
6981-R	Right Arm - Rectangular	9" x 12"
6981-L	Left Arm - Rectangular	9" x 12"
6991-R	Right Arm - Rectangular	10" x 15"
6991-L	Left Arm - Rectangular	10" x 15"

Soma Armless

692

Coordinates with Soma lounge, sectional, pull-ups, benches and tables. Standard Soma legs are 1/8" clear anodized aluminum tubing bolted to a 1 1/8" thick maple banded platform. Optional casters are two locking, two free. Modular construction with maple plinth base. Tight seat with tight back.

Designer: Andrew Gower

Chair 27" W											
Settee 54" W	D	H	AH	AW	SH	SD					
Sofa 81" W	33"	34"	25"			17.5"					

6921 - Chair



COM	COL	A	B	C	D	E	F	G	H	I	VICENZA LEATHER
968	1065	1118	1167	1216	1276	1388	1534	1624	1928	2093	2260

COM Yardage: 3.75
COL Footage: 68

6922 - Settee



COM	COL	A	B	C	D	E	F	G	H	I	VICENZA LEATHER
1451	1596	1731	1822	1913	2025	2235	2508	2676	3243	3551	3845

COM Yardage: 7
COL Footage: 126

6924 - Sofa



COM	COL	A	B	C	D	E	F	G	H	I	VICENZA LEATHER
1743	1917	2123	2247	2370	2522	2807	3178	3406	4175	4593	4992

COM Yardage: 9.5
COL Footage: 171

Specify: Left or Right sitting - Wilson Art standard laminate with tee mold edging for tablet
Finish for base platform
Casters are standard (two locking, two free)
Aluminum Soma legs are available at the same price

Tablet:
\$325 LIST for optional tablet arm

6962-R	Right Arm - Oval	12" x 16"
6962-L	Left Arm - Oval	12" x 16"
6982-R	Right Arm - Rectangular	12" x 16"
6982-L	Left Arm - Rectangular	12" x 16"

For width including table, add 8.25" per tablet

Sonora

510

Elegant, clean lines with a curved front arm transition from 20.25" AH to 33" H. Tight back with loose seat. Solid maple hardwood exposed band and legs.

Designer: C|A Design

Specify: Finish

Chair 31" W												
Settee 58" W	D	H	AH	AW	SH	SD						
Sofa 86" W	32.5"	33"		2"	20"	22.5"						

5101 - Chair



COM	COL	A	B	C	D	E	F	G	H	I	VICENZA LEATHER
1444	1588	1684	1762	1840	1936	2116	2350	2494	2980	3244	3496

COM Yardage: 6
COL Footage: 108

5102 - Settee



COM	COL	A	B	C	D	E	F	G	H	I	VICENZA LEATHER
2132	2345	2492	2609	2726	2870	3140	3491	3707	4436	4832	5210

COM Yardage: 9
COL Footage: 162

5104 - Sofa



COM	COL	A	B	C	D	E	F	G	H	I	VICENZA LEATHER
2599	2859	3119	3288	3457	3665	4055	4562	4874	5927	6499	7045

COM Yardage: 13
COL Footage: 234

CHARLES ALAN

Travis

QS

850

"T" back, bolt on arms. Tight back with loose seat.

Designer: C|A Design

Specify: Finish for maple legs

Chair 31" W											
Settee 51" W	D	H	AH	AW	SH	SD					
Sofa 75" W	33"	37"	25"	4"	18.5"						


8501 - Chair - QS



COM	COL	A	B	C	D	E	F	G	H	I	VICENZA LEATHER
1155	1271	1395	1473	1551	1647	1827	2061	2205	2691	2955	3207

COM Yardage: 6
COL Footage: 108

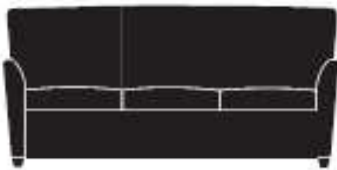
8502 - Settee - QS



COM	COL	A	B	C	D	E	F	G	H	I	VICENZA LEATHER
1739	1913	2089	2203	2317	2457	2719	3060	3270	3979	4364	4741

COM Yardage: 8.75
COL Footage: 158

8504 - Sofa - QS



COM	COL	A	B	C	D	E	F	G	H	I	VICENZA LEATHER
2146	2361	2556	2689	2823	2987	3294	3694	3940	4770	5221	5661

COM Yardage: 10.25
COL Footage: 185

8509 - Ottoman



COM	COL	A	B	C	D	E	F	G	H	I	VICENZA LEATHER
678	746	768	797	827	863	930	1018	1072	1254	1353	1457

22" W, 22" D, 18" H

COM Yardage: 2.25
COL Footage: 41

Tuxedo

2000

Mitered and luggage stitched details around outer chair shell. Loose seat with loose back.

Designer: C|A Design

Chair 32" W											
Settee 57" W	D	H	AH	AW	SH	SD					
Sofa 82" W	32"	30"	24"	3"	17"						

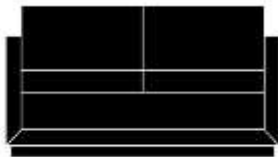
20001 - Chair



COM	COL	A	B	C	D	E	F	G	H	I	VICENZA LEATHER
1125	1238	1385	1470	1554	1658	1853	2107	2263	2789	3075	3348

COM Yardage: 6.5
COL Footage: 117


20002 - Settee



COM	COL	A	B	C	D	E	F	G	H	I	VICENZA LEATHER
1687	1856	2067	2191	2314	2466	2751	3122	3350	4119	4537	4936

COM Yardage: 9.5
COL Footage: 171

20004 - Sofa



COM	COL	A	B	C	D	E	F	G	H	I	VICENZA LEATHER
2025	2228	2525	2688	2850	3050	3425	3913	4213	5225	5775	6300

COM Yardage: 12.5
COL Footage: 225

Specify: Luggage stitching is standard. Welting can be substituted for a 5% upcharge
Cushion and back strap anchors can be specified at an additional \$40 LIST/cushion
Ebony finish on the mitered hardwood plinth base is standard

Options: Optional C|A finishes at no upcharge
Optional legs available, reference Charlie series (2100)
Four inch arm available - add: Chair \$100 LIST
Settee \$125 LIST
Sofa \$150 LIST

* Overall depth is increased by (1) inch
* Overall width is increased (2) inches

CHARLES ALAN

Tuxi

2120

Coordinates with Tuxi benches and tables. Turned clear anodized aluminum legs. Tight seat with attached back.

Designer: Andrew Gower

Specify: Wood legs available @ 5% LIST upcharge

Chair 34" W												
Settee 58" W	D	H	AH	AW	SH	SD						
Sofa 82" W	31.75"	31"	24.5"	5.5"	18"							

21201 - Chair



COM	COL	A	B	C	D	E	F	G	H	I	VICENZA LEATHER
1333	1466	1563	1638	1713	1805	1977	2201	2339	2805	3058	3309

COM Yardage: 5.75
COL Footage: 104

21202 - Settee



COM	COL	A	B	C	D	E	F	G	H	I	VICENZA LEATHER
2016	2218	2376	2493	2610	2754	3024	3375	3591	4320	4716	5094

COM Yardage: 9
COL Footage: 162

21204 - Sofa



COM	COL	A	B	C	D	E	F	G	H	I	VICENZA LEATHER
2396	2636	2876	3032	3188	3380	3740	4208	4496	5468	5996	6500

COM Yardage: 12
COL Footage: 216

CHARLES ALAN

Urban

880

Designer: C|A Design

Specify:	Chair 29" W											
	Settee 58" W	D	H	AH	AW	SH	SD					
	Sofa 82" W	26"	27"	24"	3.5"	18.75"	21"					

8801 - Chair



COM	COL	A	B	C	D	E	F	G	H	I	VICENZA LEATHER
1495	1645	1695	1760	1825	1905	2055	2250	2370	2775	2995	3205

COM Yardage: 5
COL Footage: 90

8802 - Settee



COM	COL	A	B	C	D	E	F	G	H	I	VICENZA LEATHER
2240	2464	2540	2638	2735	2855	3080	3373	3553	4160	4490	4805

COM Yardage: 7.5
COL Footage: 135

8804 - Sofa



COM	COL	A	B	C	D	E	F	G	H	I	VICENZA LEATHER
2689	2958	3089	3219	3349	3509	3809	4199	4439	5249	5689	6109

COM Yardage: 10
COL Footage: 180

Ventura

685

Coordinates with Ventura bench. Boxed upholstered arms and seat with veneered wood ends and back on top of a 1 1/2" square tubing, 14 gauge steel base, "Stardust" powder coated. Tight seat with attached back.

Designer: Andrew Gower

Specify: Finish for veneered wood surround

Chair 36" W					
Settee 60" W	D	H	AH	AW	SH
Sofa 84" W	34"	33'	25"	6"	18"

6851 - Chair



COM	COL	A	B	C	D	E	F	G	H	I	VICENZA LEATHER
2000	2200	2160	2212	2264	2328	2448	2604	2700	3024	3200	3368

COM Yardage: 4
COL Footage: 72

6852 - Settee



COM	COL	A	B	C	D	E	F	G	H	I	VICENZA LEATHER
2742	3016	3022	3113	3204	3316	3526	3799	3967	4534	4842	5136

COM Yardage: 7
COL Footage: 126

6854 - Sofa



COM	COL	A	B	C	D	E	F	G	H	I	VICENZA LEATHER
3293	3622	3693	3823	3953	4113	4413	4803	5043	5853	6293	6713

COM Yardage: 10
COL Footage: 180

CHARLES ALAN

Z

815

Coordinates with Z pull-ups

Designer: C|A Design

Specify: Finish on maple legs

W	D	H	AH	AW	SH	SD
32"	27"	33"	NA	NA	19"	

8151 - Chair



COM	COL	A	B	C	D	E	F	G	H	I	VICENZA LEATHER
1322	1454	1432	1468	1504	1548	1630	1737	1803	2026	2147	2272

COM Yardage: 2.75

COL Footage: 50

CHARLES ALAN



Pull Up

Austin

4090

Coordinates with Austin lounge, barstool and table series. Brushed stainless steel foot rails offer wear resistance. Curved maple top back rail echos the finish at a maple frame base.

Designer: C|A Design

Specify: Finish on maple frame

Armless 19.5" W	D	H	AH	AW	SH	SD
w/ Arms 23" W	24"	34"			18"	

40908 - Pull Up



COM	COL	A	B	C	D	E	F	G	H	I	VICENZA LEATHER
870	957	930	950	969	993	1038	1097	1133	1254	1320	1383

COM Yardage: 1.5
COL Footage: 27

40909 - Pull Up w/ Arms



COM	COL	A	B	C	D	E	F	G	H	I	VICENZA LEATHER
973	1070	1033	1053	1072	1096	1141	1200	1236	1357	1423	1486

COM Yardage: 1.5
COL Footage: 27

Bailey

811

Features rolled arms with a tight seat and tight back. Beaded, mitered wood edge with flared maple legs.

Designer: C|A Design

Specify: Finish on maple frame

W	D	H	AH	AW	SH	SD
30"	31"	33.5"			18"	21.75"

8111 - Pull Up



COM	COL	A	B	C	D	E	F	G	H	I	VICENZA LEATHER
1525	1678	1705	1764	1822	1894	2029	2205	2313	2677	2875	3064

COM Yardage: 4.5
COL Footage: 81

Charlotte

730

Steam bent maple arms that are available in any standard maple finish. Tight seat with tight back.

Designer: Andrew Gower

Specify: Finish on maple frame

w/ Skirt 22.5" W												
w/ Arms 25" W	D	H	AH	AW	SH	SD						
Pull Up 22.5" W	28"	42.5"	NA	NA	19"	19"						

7301 - Pull Up w/ Skirt



COM	COL	A	B	C	D	E	F	G	H	I	VICENZA LEATHER
1059	1165	1199	1245	1290	1346	1451	1588	1672	1955	2109	2256

COM Yardage: 3.5
COL Footage: 63

7311 - Pull Up w/ Arms



COM	COL	A	B	C	D	E	F	G	H	I	VICENZA LEATHER
1310	1441	1410	1443	1475	1515	1590	1688	1748	1950	2060	2165

COM Yardage: 2.5
COL Footage: 45

7321 - Pull Up



COM	COL	A	B	C	D	E	F	G	H	I	VICENZA LEATHER
944	1038	1044	1077	1109	1149	1224	1322	1382	1584	1694	1799

COM Yardage: 2.5
COL Footage: 45

Childress II

2526

Features top stitching tailoring. **Please Note:** Large prints and striped fabric patterns may become distorted due to the nature of the design. Carpet casters included.

Designer: Wes Byrd

Specify:

W	D	H	AH	AW	SH	SD
27"	28"	30"	NA	NA	18"	18"

25261 - Pull Up



COM	COL	A	B	C	D	E	F	G	H	I	VICENZA LEATHER
922	1014	1072	1121	1170	1230	1342	1488	1578	1882	2047	2214

COM Yardage: 3.75
COL Footage: 68

Dillon

720

Stacks (4) height. Built with a solid maple frame. Bent plywood back construction follows curve of legs. Plain sliced maple veneer standard on wood back.

Designer: Andrew Gower

7201 22" W

7202 22" W

Specify: Finish on maple frame

7203 25" W

D

H

AH

AW

SH

SD

7204 25" W

24"

36"

26.5"

18.5"

7201 - Pull Up w/ Wood Back & Upholstered Seat



COM	COL	A	B	C	D	E	F	G	H	I	VICENZA LEATHER
922	1014	952	962	972	984	1006	1035	1053	1114	1147	1188

COM Yardage: 0.75

COL Footage: 14

7202 - Pull Up w/ Upholstered Seat & Back



COM	COL	A	B	C	D	E	F	G	H	I	VICENZA LEATHER
819	901	859	872	885	901	931	970	994	1075	1119	1161

COM Yardage: 1

COL Footage: 18

7203 - Pull Up w/ Arms - Wood Back & Upholstered Seat



COM	COL	A	B	C	D	E	F	G	H	I	VICENZA LEATHER
1050	1155	1080	1090	1100	1112	1134	1163	1181	1242	1275	1316

COM Yardage: 0.75

COL Footage: 14

7204 - Pull Up w/ Arms - Upholstered Seat & Back



COM	COL	A	B	C	D	E	F	G	H	I	VICENZA LEATHER
957	1053	997	1010	1023	1039	1069	1108	1132	1213	1257	1299

COM Yardage: 1

COL Footage: 18

Evans

763 & 765

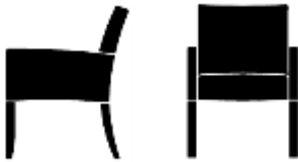
Coordinates with Evans lounge, barstool, bench and table series. Solid maple wood frame. Bolt on arms (except for 7951C)

Designer: Andrew Gower

Specify: Finish on maple frame

W	D	H	AH	AW	SH	SD
23.5"	25.5"	33.5"	26"		18"	18"

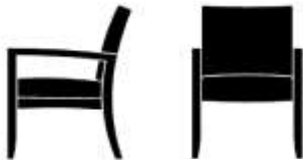
7631 - Pull Up w/ Closed Arm



COM	COL	A	B	C	D	E	F	G	H	I	VICENZA LEATHER
922	1014	1022	1055	1087	1127	1202	1300	1360	1562	1672	1777

COM Yardage: 2.5
COL Footage: 45

7651 - Pull Up w/ Open Arms



COM	COL	A	B	C	D	E	F	G	H	I	VICENZA LEATHER
975	1073	1035	1055	1074	1098	1143	1202	1238	1359	1425	1488

COM Yardage: 1.5
COL Footage: 27

7651C - Pull Up w/ Open Arms on Casters



COM	COL	A	B	C	D	E	F	G	H	I	VICENZA LEATHER
1075	1183	1135	1155	1174	1198	1243	1302	1338	1459	1525	1588

COM Yardage: 1.5
COL Footage: 27

French Club

741

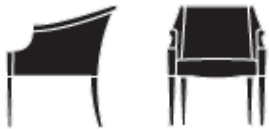
Coordinates with French Club lounge, barstool and table series. Tapered turned front legs, tight seat with tight back.

Designer: Andrew Gower

Specify: Finish on maple frame

W	D	H	AH	AW	SH	SD
26"	27.5"	32"			18"	17.5"

7411 - Pull Up



COM	COL	A	B	C	D	E	F	G	H	I	VICENZA LEATHER
1175	1293	1305	1347	1390	1442	1539	1666	1744	2007	2150	2296

COM Yardage: 3.25
COL Footage: 59

Meridian

4070

Coordinates with Meridian barstools and bar height table. Brushed stainless steel foot rails offer exceptional wear resistance. Field replaceable upholstered seat and back (*except on 40709*).

Designer: C|A Design

Specify: Finish on maple frame

	Pull Up 21" W	D	H	AH	AW	SH	SD
	Pull Up w/ Arms 23.5" W	23"	31.5"			18"	

40708 - Pull Up



COM	COL	A	B	C	D	E	F	G	H	I	VICENZA LEATHER
889	978	969	995	1021	1053	1113	1191	1239	1401	1489	1573

COM Yardage: 2
COL Footage: 36

40709 - Pull Up w/ Arms



COM	COL	A	B	C	D	E	F	G	H	I	VICENZA LEATHER
998	1098	1108	1144	1180	1224	1306	1413	1479	1702	1823	1948

COM Yardage: 2.75
COL Footage: 50

Monterey

711

Coordinates with Monterey lounge series. Modernized club arm with waterfall tight seat with tight back. Sewn stiches on arm pad and back.

Designer: Andrew Gower

Specify: Finish on maple frame

W	D	H	AH	AW	SH	SD
27"	25.5"	33.5"	25"	3"	18.5"	

7111 - Pull Up



COM	COL	A	B	C	D	E	F	G	H	I	VICENZA LEATHER
1198	1318	1328	1370	1413	1465	1562	1689	1767	2030	2173	2319

COM Yardage: 3.25
COL Footage: 59

Navarro

4010

Brushed Stainless Steel foot Rails offer exceptional wear resistance. Waterfall seat with solid hard wood maple frame.

Designer: C|A Design

W	D	H	AH	AW	SH	SD
18"	22.5"	34"	NA	NA	18"	

40108 - Pull Up



COM	COL	A	B	C	D	E	F	G	H	I	VICENZA LEATHER
751	826	811	831	850	874	919	978	1014	1135	1201	1264

COM Yardage: 1.5
COL Footage: 27

Specify: Finish on maple frame
Contact customer service for other options and specialty pricing.

Soma

693

Coordinates with Soma lounge, armless tablet, bench and table series. Bolt on arms with tight seat and tight back.
 "Stardust" powder coated steel legs.

Designer: Andrew Gower

Specify:

W	D	H	AH	AW	SH	SD
25"	25"	31"	24"	3"	17"	

6931 - Pull Up



COM	COL	A	B	C	D	E	F	G	H	I	VICENZA LEATHER
1196	1316	1366	1421	1477	1545	1672	1838	1940	2284	2471	2659

COM Yardage: 4.25
 COL Footage: 77

CHARLES ALAN

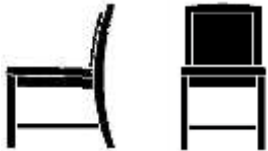
VA

8050

Designer: C|A Design

Specify:	Pull Up 19" W										
	Pull Up - PS 23" W	D	H	AH	AW	SH	SD				
	Pull Up w/ Arms 23" W	22"	35.5"			19.5"					

80508- Pull Up



COM	COL	A	B	C	D	E	F	G	H	I	VICENZA LEATHER
722	794	762	775	788	804	834	873	897	978	1022	1064

COM Yardage: 1
COL Footage: 18

80508-PS - Pull Up - Plus Sized



COM	COL	A	B	C	D	E	F	G	H	I	VICENZA LEATHER
842	926	882	895	908	924	954	993	1017	1098	1142	1184

COM Yardage: 1
COL Footage: 18

80509 - Pull Up w/ Arms



COM	COL	A	B	C	D	E	F	G	H	I	VICENZA LEATHER
833	916	873	886	899	915	945	984	1008	1089	1133	1175

COM Yardage: 1
COL Footage: 18

Westin

800

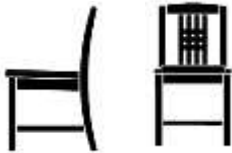
Solid maple wood frame with upholstered seat

Designer: Andrew Gower

Specify: Finish on maple frame

W	D	H	AH	AW	SH	SD
19"	22"	35.5"			19.5"	

8001 - Pull Up



COM	COL	A	B	C	D	E	F	G	H	I	VICENZA LEATHER
867	954	897	907	917	929	951	980	998	1059	1092	1133

COM Yardage: 0.75
COL Footage: 14

CHARLES ALAN

Z

810

Coordinates with Z lounge series. Waterfall seat with solid maple wood frame.

Designer: C|A Design

Specify: Finish on maple frame

Pull Up 23" W

D

H

AH

AW

SH

SD

Contact customer service for slipcover options

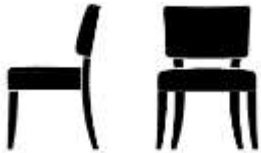
Pull Up w/ Arms 26" W

23.5" 33"

25.5"

19"

8001 - Pull Up



COM	COL	A	B	C	D	E	F	G	H	I	VICENZA LEATHER
958	1054	1038	1064	1090	1122	1182	1260	1308	1470	1558	1642

COM Yardage: 2
COL Footage: 36

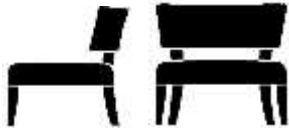
8102 - Pull Up w/ Arms



COM	COL	A	B	C	D	E	F	G	H	I	VICENZA LEATHER
1225	1348	1305	1331	1357	1389	1449	1527	1575	1737	1825	1909

COM Yardage: 2
COL Footage: 36

8103 - Low Easy



COM	COL	A	B	C	D	E	F	G	H	I	VICENZA LEATHER
1167	1284	1247	1273	1299	1331	1391	1469	1517	1679	1767	1851

23.75" W, 21.75" D, 25" H, 13.5" SH

COM Yardage: 2
COL Footage: 36

CHARLES ALAN



Barstools

Austin

4090

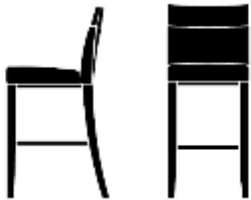
Coordinates with Austin lounge, pull up and table series. Brushed stainless steel foot rails offer wear resistance. Curved maple top back rail echos the finish at a maple frame base.

Designer: C|A Design

Specify: Finish on maple frame

W	D	H	AH	AW	SH	SD
17.25"	21.25"	44"			30"	

40907 - Barstool



COM	COL	A	B	C	D	E	F	G	H	I	VICENZA LEATHER
867	954	927	947	966	990	1035	1094	1130	1251	1317	1380

COM Yardage: 1.5
COL Footage: 27

Benton

4020

Front stretcher has charcoal kickplate. Solid hardwood maple frame.

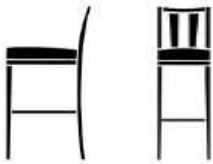
Designer: C|A Design

Specify: Finish on maple frame

Yardage for 2 or more Benton Barstools is .5 yard per chair, or 9 sqft.

W	D	H	AH	AW	SH	SD
17.5"	21.5"	44"			30"	

40207 - Barstool



COM	COL	A	B	C	D	E	F	G	H	I	VICENZA LEATHER
794	873	824	834	844	856	878	907	925	986	1019	1060

COM Yardage: 0.75
COL Footage: 14

Clairmont

4060

Coordinates with Clairmont lounge series. Brushed stainless steel foot rails offer wear resistance. Waterfall seat with solid hard wood maple frame.

Designer: Andrew Gower

Specify: Finish for maple legs (and arms for 40617)	Barstool 18" W											
	w/ Arms 22" W	D	H	AH	AW	SH	SD					
	w/ Upholstered Arms 22" W	23"	43"			30"	16.75"					

40607 - Barstool



COM	COL	A	B	C	D	E	F	G	H	I	VICENZA LEATHER
784	862	844	864	883	907	952	1011	1047	1168	1234	1297

COM Yardage: 1.5
COL Footage: 27

40617 - Barstool w/ Arms




COM	COL	A	B	C	D	E	F	G	H	I	VICENZA LEATHER
878	966	938	958	977	1001	1046	1105	1141	1262	1328	1391

37" AH

COM Yardage: 1.5
COL Footage: 27

40626 - Barstool w/ Upholstered Arms



COM	COL	A	B	C	D	E	F	G	H	I	VICENZA LEATHER
845	930	925	951	977	1009	1069	1147	1195	1357	1445	1529

36" AH

COM Yardage: 2
COL Footage: 36

Dillon

4030

Coordinates with Dillon pull up series. Brushed stainless steel foot rails offer exceptional wear resistance. Solid maple frame with plain sliced maple bent plywood back that follows the curve of the legs. Upholstered seat.

Designer: Andrew Gower

Specify: Finish on maple frame.

Back available in quarter cut curly maple veneer.

W	D	H	AH	AW	SH	SD
17.5"	22"	43"			30"	

40307 - Barstool



COM	COL	A	B	C	D	E	F	G	H	I	VICENZA LEATHER
867	954	897	907	917	929	951	980	998	1059	1092	1133

COM Yardage: 0.75

COL Footage: 14

Evans

4050

Coordinates with Evans lounge, pull up, and table series. Front stretcher has standard charcoal kickplate. Solid hardwood maple frame.

Designer: Andrew Gower

Specify: Finish on maple frame.

W	D	H	AH	AW	SH	SD
18"	21.5"	44"			30"	17"

40507 - Barstool



COM	COL	A	B	C	D	E	F	G	H	I	VICENZA LEATHER
844	928	894	910	927	947	984	1033	1063	1164	1219	1281

COM Yardage: 1.25
COL Footage: 23

French Club

4040 & 4041

Coordinates with French Club lounge, pull up and table series. Turned front tapered legs with solid hardwood maple frame.

Designer: Andrew Gower

Specify: Finish for maple legs (and wood frame back for 40417)

W	D	H	AH	AW	SH	SD
19"	22"	43"			31"	

40407 - Barstool



COM	COL	A	B	C	D	E	F	G	H	I	VICENZA LEATHER
978	1076	1038	1058	1077	1101	1146	1205	1241	1362	1428	1491

COM Yardage: 1.5
COL Footage: 27

40417 - Barstool w/ Arms



COM	COL	A	B	C	D	E	F	G	H	I	VICENZA LEATHER
1095	1205	1145	1161	1178	1198	1235	1284	1314	1415	1470	1532

COM Yardage: 1.25
COL Footage: 23

Iredale

4080

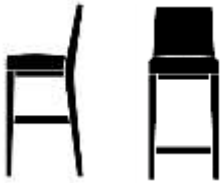
Front stretcher has standard charcoal kickplate. Laminated curved back joins to a solid maple frame.

Designer: C|A Design

Specify: Finish on maple frame.

W	D	H	AH	AW	SH	SD
18"	19.5"	42"			30"	16.5"

40807 - Barstool



COM	COL	A	B	C	D	E	F	G	H	I	VICENZA LEATHER
800	880	830	840	850	862	884	913	931	992	1025	1066

COM Yardage: 0.75
COL Footage: 14

Meridian

4070

Coordinates with Meridian bar height table and pull up chairs. Brushed stainless steel foot rails offer exceptional wear resistance. Field replaceable upholstered seat and back.

Designer: C|A Design

Specify: Finish on maple frame.

W	D	H	AH	AW	SH	SD
18.5"	22"	43.75"			30"	

40705 - Barstool



COM	COL	A	B	C	D	E	F	G	H	I	VICENZA LEATHER
828	911	878	894	911	931	968	1017	1047	1148	1203	1265

COM Yardage: 1.25
COL Footage: 23

40706 - Barstool



COM	COL	A	B	C	D	E	F	G	H	I	VICENZA LEATHER
870	957	920	936	953	973	1010	1059	1089	1190	1245	1307

COM Yardage: 1.25
COL Footage: 23

40707 - Barstool



COM	COL	A	B	C	D	E	F	G	H	I	VICENZA LEATHER
828	911	878	894	911	931	968	1017	1047	1148	1203	1265

COM Yardage: 1.25
COL Footage: 23

CHARLES ALAN

Navarro

QS 4010

Brushed stainless steel foot rails offer exceptional wear resistance. Waterfall seat with solid hard wood maple frame

Designer: C|A Design

Specify: Finish on maple frame

Contact customer service for other options and specialty pricing.

W	D	H	AH	AW	SH	SD
18"					30"	

40105 - Counter Height Barstool



COM	COL	A	B	C	D	E	F	G	H	I	VICENZA LEATHER
784	862	844	864	883	907	952	1011	1047	1168	1234	1297

18" D, 40" H, 25" SH

COM Yardage: 1.5
COL Footage: 27

40106 - Backless Stool



COM	COL	A	B	C	D	E	F	G	H	I	VICENZA LEATHER
711	782	751	764	777	793	823	862	886	967	1011	1053

23" D, 43" H

COM Yardage: 1
COL Footage: 18

40107 - Barstool



COM	COL	A	B	C	D	E	F	G	H	I	VICENZA LEATHER
784	862	844	864	883	907	952	1011	1047	1168	1234	1297

23" D, 43" H

COM Yardage: 1.5
COL Footage: 27

CHARLES ALAN

VA

8051

Designer: C|A Design

Specify:

W D H AH AW SH SD
23" 22"

80516 - Counter Height Barstool w/ Arms

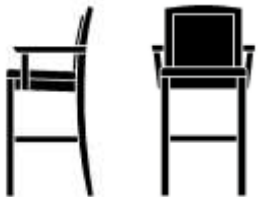


COM	COL	A	B	C	D	E	F	G	H	I	VICENZA LEATHER
875	963	915	928	941	957	987	1026	1050	1131	1175	1217

39.75" H, 25" SH

COM Yardage: 1
COL Footage: 18

80517 - Barstool w/ Arms



COM	COL	A	B	C	D	E	F	G	H	I	VICENZA LEATHER
890	979	930	943	956	972	1002	1041	1065	1146	1190	1232

45.75" H, 30" SH

COM Yardage: 1
COL Footage: 18

CHARLES ALAN



Benches

Erik

340

Coordinates with Erik tables. Plain sliced maple veneered body with brushed aluminum reveals. Boxed sewn upholstered seat standard with optional 2 cm granite top.

Designer: Erik Travis

Specify: Finish for exposed maple base

For optional Absolute granite 2CM tops, add \$533 LIST each.

Single 21" W

Double 42" W

Triple 63" W

D

H

AH

AW

SH

21"

18"

3401 - Single



COM	COL	A	B	C	D	E	F	G	H	I	VICENZA LEATHER
923	1015	953	963	973	985	1007	1036	1054	1115	1148	1189

COM Yardage: 0.75

COL Footage: 14

3402 - Double



COM	COL	A	B	C	D	E	F	G	H	I	VICENZA LEATHER
1434	1577	1494	1514	1533	1557	1602	1661	1697	1818	1884	1947

COM Yardage: 1.5

COL Footage: 27

3403 - Triple



COM	COL	A	B	C	D	E	F	G	H	I	VICENZA LEATHER
1673	1840	1763	1792	1822	1858	1925	2013	2067	2249	2348	2452

COM Yardage: 2.25

COL Footage: 41

Evans

310

Coordinates with Evans lounge, pull up, barstool and table series. Seat floats above upholstered base with tapered maple legs.

Designer: Andrew Gower

Specify: Finish for maple legs

Single 21" W					
Double 42" W	D	H	AH	AW	SH
Triple 63" W	21"	18"			

3101 - Single



COM	COL	A	B	C	D	E	F	G	H	I	VICENZA LEATHER
813	894	903	932	962	998	1065	1153	1207	1389	1488	1592

COM Yardage: 2.25
COL Footage: 41

3102 - Double



COM	COL	A	B	C	D	E	F	G	H	I	VICENZA LEATHER
985	1084	1125	1171	1216	1272	1377	1514	1598	1881	2035	2182

COM Yardage: 3.5
COL Footage: 63

3103 - Triple



COM	COL	A	B	C	D	E	F	G	H	I	VICENZA LEATHER
1295	1425	1485	1547	1609	1685	1827	2012	2126	2511	2720	2929

COM Yardage: 4.75
COL Footage: 86

CHARLES ALAN

Java

330

Coordinates with Java lounge and table series. Legs are "Stardust" powder coated steel. Welt cord at top defines seat.

Designer: Andrew Gower

Specify:	Single 21" W					
	Double 42" W	D	H	AH	AW	SH
	Triple 63" W	23.5"	18.5"			

3301 - Single



COM	COL	A	B	C	D	E	F	G	H	I	VICENZA LEATHER
925	1018	1005	1031	1057	1089	1149	1227	1275	1437	1525	1609

COM Yardage: 2
COL Footage: 36

3302 - Double



COM	COL	A	B	C	D	E	F	G	H	I	VICENZA LEATHER
1086	1195	1206	1245	1284	1332	1422	1539	1611	1854	1986	2112

COM Yardage: 3
COL Footage: 54

3303 - Triple



COM	COL	A	B	C	D	E	F	G	H	I	VICENZA LEATHER
1295	1425	1475	1534	1592	1664	1799	1975	2083	2447	2645	2834

COM Yardage: 4.5
COL Footage: 81

Soma

691

Coordinates with Soma lounge, armless tablet, pull up and table series. Standard Soma legs are 1/8" aluminum tubing. Soma benches feature bolt together construction with a tailored seat quartered, tufted and luggage stitched, anchored by a single centered (1) inch button.

Designer: Andrew Gower

Specify: Finish for exposed maple base (WB)	Single 24" W					
	Double 48" W	D	H	AH	AW	SH
	Triple 72" W	24"	18"			

6911 - Single



COM	COL	A	B	C	D	E	F	G	H	I	VICENZA LEATHER
967	1064	997	1007	1017	1029	1051	1080	1098	1159	1192	1233
Total COM:		2.25		Top COM Yardage: 1.5			Bottom COM Yardage: 0.75				
Total COL:		41		Top COL Footage: 27			Bottom COL Footage: 14				

6912 - Double



COM	COL	A	B	C	D	E	F	G	H	I	VICENZA LEATHER
1207	1328	1267	1287	1306	1330	1375	1434	1470	1591	1657	1720
Total COM:		4.5		Top COM Yardage: 3			Bottom COM Yardage: 1.5				
Total COL:		81		Top COL Footage: 54			Bottom COL Footage: 27				

6913 - Triple



COM	COL	A	B	C	D	E	F	G	H	I	VICENZA LEATHER
1709	1880	1799	1828	1858	1894	1961	2049	2103	2285	2384	2488
Total COM:		6.75		Top COM Yardage: 4.5			Bottom COM Yardage: 2.25				
Total COL:		122		Top COL Footage: 81			Bottom COL Footage: 41				

6914 - Single - WB



COM	COL	A	B	C	D	E	F	G	H	I	VICENZA LEATHER
1056	1162	1116	1136	1155	1179	1224	1283	1319	1440	1506	1569
											COM Yardage: 1.5
											COL Footage: 27

Soma

691

Coordinates with Soma lounge, armless tablet, pull up and table series. Standard Soma legs are 1/8" aluminum tubing. Soma benches feature bolt together construction with a tailored seat quartered, tufted and luggage stitched, anchored by a single centered (1) inch button.

Designer: Andrew Gower

Specify:	Single 24" W					
	Double 48" W	D	H	AH	AW	SH
	Triple 72" W	24"	18"			

6915 - Double - WB



COM	COL	A	B	C	D	E	F	G	H	I	VICENZA LEATHER
1318	1450	1438	1477	1516	1564	1654	1771	1843	2086	2218	2344

COM Yardage: 3
COL Footage: 54

6916 - Triple - WB



COM	COL	A	B	C	D	E	F	G	H	I	VICENZA LEATHER
1867	2054	2047	2106	2164	2236	2371	2547	2655	3019	3217	3406

COM Yardage: 4.5
COL Footage: 81

CHARLES ALAN

Tuxi

320

Coordinates with Tuxi lounge and table series. Tapered aluminum legs match aluminum reveal between seat top and upholstered body.

Designer: Andrew Gower

Specify:	Single 21" W					
	Double 42" W	D	H	AH	AW	SH
	Triple 63" W	24"	18"			

3201 - Single



COM	COL	A	B	C	D	E	F	G	H	I	VICENZA LEATHER
929	1022	1009	1035	1061	1093	1153	1231	1279	1441	1529	1613

COM Yardage: 2
COL Footage: 36

3202 - Double



COM	COL	A	B	C	D	E	F	G	H	I	VICENZA LEATHER
1113	1224	1253	1299	1344	1400	1505	1642	1726	2009	2163	2310

COM Yardage: 3.5
COL Footage: 63

3203 - Triple



COM	COL	A	B	C	D	E	F	G	H	I	VICENZA LEATHER
1300	1430	1480	1539	1597	1669	1804	1980	2088	2452	2650	2839

COM Yardage: 4.5
COL Footage: 81

Ventura

360

Coordinates with Ventura lounge series. Veneered wood ends on top of a 1 1/2" square tubing steel base with a "Stardust" powder coat. Boxed upholstered arms and seat.

Designer: Andrew Gower

Specify: 1 Additional yd for (2) bolsters
(1) set bolsters - add \$250 LIST

Single 36" W					
Double 60" W	D	H	AH	AW	SH
Triple 84" W	24"	25"			19"

3601 - Single



COM	COL	A	B	C	D	E	F	G	H	I	VICENZA LEATHER
1284	1412	1384	1417	1449	1489	1564	1662	1722	1924	2034	2139

COM Yardage: 2.5
COL Footage: 45

3602 - Double



COM	COL	A	B	C	D	E	F	G	H	I	VICENZA LEATHER
1736	1910	1896	1948	2000	2064	2184	2340	2436	2760	2936	3104

COM Yardage: 4
COL Footage: 72

3603 - Triple



COM	COL	A	B	C	D	E	F	G	H	I	VICENZA LEATHER
2111	2322	2331	2403	2474	2562	2727	2942	3074	3519	3761	3992

COM Yardage: 5.5
COL Footage: 99

CHARLES ALAN



Booths & Banquettes

Booths & Banquettes

The Booths and Banquette Collection by Charles Alan showcases a sophisticated aesthetic that is contemporary to traditional, and everything in between. The collection provides for unlimited flexibility of seating and table configurations.

Standard booths are available single and double, with a 3 1/2 inch high laminate base with a 1 inch recessed toe kick. The seats have prominent crowning. The plain or channel backs have lumbar support.

Specialty booths, banquettes and lounge products are custom manufactured to meet your exact space and style requirements for restaurants, cafeterias, casinos, lobbies, reception areas, student centers, libraries, airports, etc.

Options include:

Backs: plain, channel, tufted, wood tops, wood end caps, varying heights

Bases: wood, laminate, brushed stainless steel, tapered legs in wood or brushed aluminum, and brushed stainless steel square legs, or without a base

Configurations: straight, curved, inside or outside back, serpentine, wedge and corner, available power options, privacy screens, counters and tablets

Please visit our website at www.charlesalaninc.com to view the Booths and Banquettes Collection

Booths & Banquettes

700

Both series are available in single and double booths with a standard 3 1/2" high laminate base with a 1" recessed toe kick. Seats have prominent crowning to eliminate puddling. Backs have lumbar support.

Designer: C|A Design

Specify: Templates are required for critical fit with building architecture

W	D	H	AH	AW	SH
60"		36"			18"

7000 - Plain Back, Single Booth



COM	COL	A	B	C	D	E	F	G	H	I	VICENZA LEATHER
1695	1865	1855	1907	1959	2023	2143	2299	2395	2719	2895	3063

24" D

COM Yardage: 4
COL Footage: 72

7002 - Plain Back, Double Booth



COM	COL	A	B	C	D	E	F	G	H	I	VICENZA LEATHER
2437	2681	2677	2755	2833	2929	3109	3343	3487	3973	4237	4489

46" D

COM Yardage: 6
COL Footage: 108

7003 - Channel Back, Single Booth



COM	COL	A	B	C	D	E	F	G	H	I	VICENZA LEATHER
1912	2103	2092	2151	2209	2281	2416	2592	2700	3064	3262	3451

24" D

COM Yardage: 4.5
COL Footage: 81

7004 - Channel Back, Double Booth



COM	COL	A	B	C	D	E	F	G	H	I	VICENZA LEATHER
2812	3093	3092	3183	3274	3386	3596	3869	4037	4604	4912	5206

46" D

COM Yardage: 7
COL Footage: 126

CHARLES ALAN



Tables

Austin

4091

Coordinates with Austin lounge, pull up and barstool series. 4 1/2" thick top with beaded bottom edge and inset tapered legs.

Designer: C|A Design

Specify: Top option and wood finish on maple.

- A Veneer
- B Wilsonart Standard Black Laminate
- C Wilsonart Standard Laminate
- D (2cm) Absolute Black Granite Top

	W	D	H		A	B	C	D
40911	42"	18"	18"	Ellipse	1450	1494	1538	3004
40913	28"	28"	22"	Ellipse	1392	1434	1477	NA
40915	48"	24"	18"	Ellipse	1657	1707	1758	NA



Classic

6502

Classic tables are made from solid hardwood with a veneered inset top surrounded by bead molded apron rails and tapered legs. Veneer exterior finishes are maple.

Designer: Wes Byrd

Specify: Top option and wood finish on maple.

- A Veneer
- B Wilsonart Standard Black Laminate
- C Wilsonart Standard Laminate
- D (2cm) Absolute Black Granite Inset Top

	W	D	H		A	B	C	D
65021	21"	21"	16"	Round	949	977	1006	1342
65022	48"	24"	16"	Rectangular	1107	1140	1173	1860
65023	24"	24"	21"	Square	909	936	964	1433
65024	28"	28"	21"	Square	1031	1062	1093	1627
65025	30"	30"	21"	Round	1464	1508	1552	1871
65026	21"	21"	25"	Round	1056	1088	1119	1447
65027	54"	18"	29"	Rectangular	1511	1556	1602	2144



Cole

5800

Coordinates with Cole lounge series. 2" hardwood banded top rests on legs that flare on bottom with inset. 1" fixed shelf floats off floor.

Designer: Andrew Gower

Specify: Top option and wood finish on maple.

- A Veneer
- B Wilsonart Standard Black Laminate
- C Wilsonart Standard Laminate
- D (2cm) Absolute Black Granite Top

	W	D	H		A	B	C	D
58001	24"	18"	22"	Rectangular	1031	1062	1093	1764
58002	22"	22"	22"	Square	1038	1069	1100	1771
58003	42"	22"	17"	Rectangular	1211	1247	1284	2640
58004	36"	36"	17"	Square	1296	1335	1374	3320



Erik

6625

Coordinates with Erik bench and pedestal series. A tapered cube, drum or ellipse, the Erik is wrapped with matched plain sliced maple veneer suspended between recessed brushed aluminum elements and is covered by a 3cm Absolute Black Granite top.

Designer: Erik Travis

Specify: Top option and wood finish on maple.

Grommets, Power, Communications, Finline™ Greenline Veneers - CALL

- A Veneer
- B Wilsonart Standard Black Laminate
- C Wilsonart Standard Laminate
- D (3cm) Absolute Black Granite Top

	W	D	H		A	B	C	D
66250	24"	24"	20"	Round	1682	1732	1783	2724
66251	18"	18"	20"	Round	1447	1490	1534	1893
66251S	18"	18"	21.5"	Round	1607	1655	1703	2113
66252	30"	30"	20"	Square	2116	2179	2243	3687
66253	30"	30"	24"	Square	2278	2346	2415	3838
66254	36"	36"	16"	Square	2107	2170	2233	4436
66256	22"	22"	20"	Round	1567	1614	1661	2591
66257	28"	18"	16"	Ellipse	1613	1661	1710	2844
66258	28"	18"	20"	Ellipse	1858	1914	1969	3191
66259	36"	18"	20"	Ellipse	2191	2257	2322	3524



Erik Pedestal

6626

Coordinates with Erik bench and table series. A tapered cube is wrapped with matched plain sliced maple veneer suspended between recessed brushed aluminum elements and is covered by a 2cm Absolute Black Granite top. Brushed Aluminum X base maximizes the foot print for stability

Designer: Erik Travis

- A Veneer
- B Wilsonart Standard Black Laminate
- C Wilsonart Standard Laminate
- D (2cm) Absolute Black Granite Top

Specify: Top option and wood finish on maple.

Grommets, Power, Communications, Finline™ Greenline Veneers - CALL

	W	D	H		A	B	C	D
66260	14"	14"	30"	Square	1667	1717	1767	1909
66261	15"	15"	36"	Square	1836	1891	1946	2100
66262	16"	16"	42"	Square	2027	2088	2149	2347



Evans

7600

Coordinates with Evans lounge, pull up, barstool and bench series. Miter folded top above legs with X brace stretchers.

Designer: Andrew Gower

Specify: Top option and wood finish on maple.

- A Veneer
- B Wilsonart Standard Black Laminate
- C Wilsonart Standard Laminate
- D (2cm) Absolute Black Granite Top

	W	D	H		A	B	C	D
76001	18"	18"	22"	Square	940	968	997	1531
76002	24"	24"	22"	Square	976	1005	1035	2024
76003	48"	22"	17"	Rectangular	1051	1083	1115	3484
76004	36"	36"	17"	Square	1029	1060	1092	2944



French Club

7400

Coordinates with French Club lounge, pull up, and barstool series. 2" wide reverse beveled hardwood edge entraps veneered top, floating above tapered turned legs.

Designer: Andrew Gower

Specify: Top option and wood finish on maple.

- A Veneer
- B Wilsonart Standard Black Laminate
- C Wilsonart Standard Laminate
- D (2cm) Absolute Black Granite Top

	W	D	H		A	B	C	D
74001	18"	18"	22"	Round	1162	1197	1232	1744
74002	22"	22"	22"	Round	1202	1238	1275	2067
74003	28"	18"	22"	Ellipse	1231	1268	1306	2133
74004	36"	18"	17"	Ellipse	1256	1294	1331	2424
74005	48"	24"	17"	Ellipse	1471	1515	1561	CALL



Gracie

QS 6700

Coordinates with Gracie lounge series. Features veneered top with sculptured solid wood legs that seamlessly join the top. Available in maple veneer over solid hardwood.

Designer: Andrew Gower

Specify: Top option and wood finish on maple.

- A Veneer
- B Wilsonart Standard Black Laminate
- C Wilsonart Standard Laminate
- D (2cm) Absolute Black Granite Top

	W	D	H		A	B	C	D
67001 - QS	18"	18"	21.5"	Round (side table)	1156	1191	1225	1733
67002 - QS	42"	18"	16"	Ellipse	1711	1762	1814	3051
67003	24"	24"	22"	Round	1351	1392	1432	1576
67005	26"	26"	26"	Round	1533	1579	1625	4222
67006	38"	38"	19"	Round	2096	2159	2222	4667
67007	48"	48"	17"	Round	2360	2431	2502	6222
67008	42"	42"	21.5"	Round	2167	2232	2297	5313
67009	42"	18"	29"	Half Ellipse	2156	2221	2285	5978



Java

6750

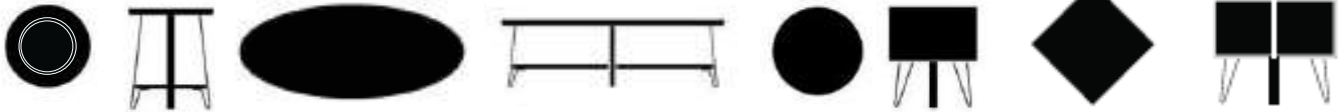
Coordinates with Java lounge and bench series. The Java 18" DIA table uses an inset glass, let into a 3" wide maple frame. Legs are "Stardust" powder coated and folded to support an aesthetic of lightness where a sense of air flow is desired. Available in maple and any standard finish.

Designer: Andrew Gower

Specify: Top option and wood finish on maple.

- A Veneer
- B Wilsonart Standard Black Laminate
- C Wilsonart Standard Laminate
- D (2cm) Absolute Black Granite Top

	W	D	H		A	B	C	D	GLASS
67501	18"	18"	22"	Round - Glass Inlet	NA	NA	NA	NA	1278
67502	52"	22"	16"	Ellipse	1429	1472	1515	NA	
67503	19"	19"	22"	Round Drum	1049	1080	1112	1644	
67504	18"	18"	22"	Box	1018	1049	1079	1536	



Lonestar

6620

Lonestar tables are made from welded steel arches combined with a 3cm Absolute Black granite top. A "lone star" medallion is affixed to the top of each leg. Matte bronze or silver finish is standard on each steel base. Options include marble or wood tops, other textured finish colors and custom medallions available, contact for special pricing.

Designer: C|A Design

Specify: Top option and wood finish on maple.

Matte bronze or silver finish on steel base

- A Veneer
- B Wilsonart Standard Black Laminate
- C Wilsonart Standard Laminate
- D (3cm) Absolute Black Granite Top

	W	D	H		A	B	C	D
66200	18"	18"	18"	Round	962	991	1020	1313
66201	18"	18"	20"	Round	982	1011	1041	1333
66202	30"	30"	18"	Round	1407	1449	1491	2716
66203	36"	36"	29"	Round	1960	2019	2078	3876
66204	48"	24"	16"	Ellipse	1289	1328	1366	2964
66205	30"	30"	42"	Round - 3 Legs w/o Rail	2280	2348	2417	3513
66207	30"	30"	42"	Round - 3 Legs w/ Rail	1947	2005	2064	3180
66208	24"	24"	20"	Round	1033	1064	1095	1787



Melrose

6690

The veneered round top of the Melrose has a reverse curve hardwood edge supported by sculptured hardwood legs that are reinforced with cross stretchers.

Designer: Peter Wooding

Specify: Top option and wood finish on maple.

- A Veneer
- B Wilsonart Standard Black Laminate
- C Wilsonart Standard Laminate
- D (2cm) Absolute Black Granite Top

	W	D	H		A	B	C	D
66901	24"	24"	27"	Round	1664	1714	1764	NA



Meridian

4071

Coordinates with Meridian pull up and barstool series. Square maple legs transition into tapered legs at floor. Brushed aluminum stainless steel foot rails offer exceptional wear resistance. Standard 3cm black granite with epoxy finished welded aprons.

Designer: C|A Design

Specify: Top option and wood finish on maple.

- A Veneer
- B Wilsonart Standard Black Laminate
- C Wilsonart Standard Laminate
- D (3cm) Absolute Black Granite Top

	W	D	H		A	B	C	D
40717	30"	30"	42"	Round	2222	2289	2356	2833



Montauk

6527

Montauk table features reverse tapered concave top edge details with a parquet match veneered top and curved, tapered legs. Available in any standard finish on maple

Designer: Andrew Gower

Specify: Wood finish on maple.

- A Veneer
- B Wilsonart Standard Black Laminate
- C Wilsonart Standard Laminate
- D (3cm) Absolute Black Granite Top

	W	D	H		A	B	C	D
65271	18"	18"	22.5"	Square	1284	NA	NA	NA
65272	22"	18"	22.5"	Rectangular	1356	NA	NA	NA
65273	22"	22"	22.5"	Square	1387	NA	NA	NA
65274	44"	22"	17"	Rectangular	2360	NA	NA	NA




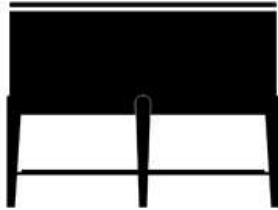
Monterey

Designer: C|A Design

Specify: top

- A Veneer
- B Wilsonart Standard Black Laminate
- C Wilsonart Standard Laminate
- D (2cm) Absolute Black Granite Top

	W	D	H		A	B	C	D
71001	18"	18"	22"	Round	1240	1277	1314	1660
71002	22"	22"	22"	Round	1329	1369	1409	2064
71003	28.5"	18.5"	22"	Ellipse	2190	2255	2322	3523
71004	36"	36"	17"	Round	1856	1912	1967	3316



Newport

6615

Newport tables combine the strength of welded steel and granite in a solid, durable and unique design. Welded, cold formed steel with a black textured epoxy finish is standard on the steel base. Absolute black granite top. CALL for granite, marble and solid wood top options. Other textured finish colors will be priced for custom orders.

Designer: C|A Design

Specify: top

- A Veneer
- B Wilsonart Standard Black Laminate
- C Wilsonart Standard Laminate
- D (3cm) Absolute Black Granite Top

	W	D	H		A	B	C	D
66151	15"	15"	22"	Round	2094	2157	2221	2421
66152	30"	30"	18"	Round	2179	2245	2310	4363
66153	40"	30"	18"	Rectangular	2382	2454	2525	5338
66154	54"	30"	18"	Rectangular	2659	2739	2819	6677



Palladian

6503

Palladian tables are constructed of solid hardwood with a veneered inset top surrounded by a tiered edge band. Available in any standard finish.

Designer: Wes Byrd

Specify: Top option and wood finish on maple.

- A Veneer
- B Wilsonart Standard Black Laminate
- C Wilsonart Standard Laminate
- D (2cm) Absolute Black Granite Inset Top

	W	D	H		A	B	C	D
65031	21"	21"	16"	Round	949	977	1006	1342
65032	48"	24"	16"	Rectangular	1107	1140	1173	1860
65033	24"	24"	21"	Square	909	936	964	1433
65034	28"	28"	21"	Square	1031	1062	1093	1627
65035	30"	30"	21"	Round	1464	1508	1552	1871
65036	21"	21"	25"	Round	1056	1088	1119	1447
65037	54"	18"	29"	Rectangular	1511	1556	1602	2144



CHARLES ALAN

Rose

QS

6800


2" mitered hardwood framed top floats above sculpted legs connected with curved wood aprons.

Designer: Andrew Gower

Specify: Top option and wood finish on maple.

- A Veneer
- B Wilsonart Standard Black Laminate
- C Wilsonart Standard Laminate
- D (2cm) Absolute Black Granite Top

	W	D	H		A	B	C	D
68001 - QS	18"	18"	22"	Round	1247	1284	1322	1589
68002	21"	21"	22"	Square	1204	1240	1276	1713
68003	24"	18"	22"	Rectangular	1249	1286	1324	1731
68004	42"	22"	17"	Rectangular	1327	1367	1407	2424



Sarah

5900

Coordinates with Sarah lounge series. Miter folded top rests above sculpted legs with 1" thick shelf let into leg.

Designer: Andrew Gower

Specify: Top option and wood finish on maple.

- A Veneer
- B Wilsonart Standard Black Laminate
- C Wilsonart Standard Laminate
- D (2cm) Absolute Black Granite Top

	W	D	H		A	B	C	D
59001	18"	18"	21"	Square	1056	1088	1119	1644
59002	21"	21"	21"	Square	1084	1117	1149	1887
59003	28"	18"	22"	Rectangular	1104	1137	1170	2020
59004	42"	20"	17"	Rectangular	1320	1360	1399	2844
59005	36"	36"	17"	Square	1373	1414	1455	3760



Soma

6900

Coordinates with Soma lounge, armless, pull up and bench series. Soma tops are 1 1/4" thick with a tapered, under beveled edge. Legs are clear anodized aluminum tubing, splayed at 20 degrees and supported by black nylon glides. Standard top is parquet matched veneer with #312 natural maple finish.

Designer: Andrew Gower

Specify: Top option and wood finish on maple

	W	D	H		A	B	C	D
69001	18"	18"	21"	Round	1044	1075	1107	NA
69002	30"	18"	21"	Ellipse	1111	1144	1178	NA
69003	48"	24"	16"	Ellipse	1467	1511	1555	NA
69004	18"	18"	21"	Square	1047	1078	1110	NA
69005	22"	22"	21"	Square	1082	1114	1147	NA



Stanley Cube

QS 6300

Stanley wood squared edge cube tables are constructed of a MDF and plywood substrate on adjustable glides. Standard with plain sliced maple veneer, CALL for specialty woods and pricing.

Designer: C|A Design

- A Veneer
- B Wilsonart Standard Black Laminate
- C Wilsonart Standard Laminate
- D (2cm) Absolute Black Granite Top

	W	D	H		A	B	C	D
63001 - QS	18"	18"	21"	Square	684	705	725	1229
63002 - QS	24"	24"	16"	Square	720	742	763	1687
63003	24"	24"	21"	Square	764	787	810	1731
63004	24"	24"	24"	Square	791	815	838	1758
63005 - QS	30"	30"	21"	Square	909	936	964	2420



Specify: Entire table in laminate or laminate top with wood finish sides.
 Top option and wood finish on maple
 Fineline™ Greenline Veneers available, CALL for pricing

Stanley Cylinder

6100

Stanley wood square edge cylinder tables are constructed of a MDF and plywood substrate on adjustable glides. Standard with plain sliced maple veneer, CALL for specialty woods and pricing.

Designer: C|A Design

- A Veneer
- B Wilsonart Standard Black Laminate
- C Wilsonart Standard Laminate
- D (2cm) Absolute Black Granite Top

	W	D	H		A	B	C	D
61001	15"	15"	21"	Round	804	828	852	1438
61002	19"	19"	18"	Round	827	852	877	1527
61003	19"	19"	21"	Round	838	863	888	1556
61004	25"	25"	21"	Round	1053	1085	1116	2251
61005	31"	31"	21"	Round	1169	1204	1239	2969



Specify: Entire table in laminate or laminate top with wood finish sides.

Top option and wood finish on maple

Fineline™ Greenline Veneers available, CALL for pricing

Stanley Oval

6400

Stanley wood square edge oval tables are constructed of a MDF and plywood substrate on adjustable glides. Standard with plain sliced maple veneer, CALL for specialty woods and pricing.

Designer: C|A Design

- A Veneer
- B Wilsonart Standard Black Laminate
- C Wilsonart Standard Laminate
- D (2cm) Absolute Black Granite Top

	W	D	H		A	B	C	D
64001	28"	18"	18"	Ellipse	998	1028	1058	1962

	W	D	H		A	B	C	D
64002	28"	18"	21"	Ellipse	1011	1041	1072	1998



Specify: Entire table in laminate or laminate top with wood finish sides.
 Top option and wood finish on maple
 Finline™ Greenline Veneers available, CALL for pricing

Tuxi

6710

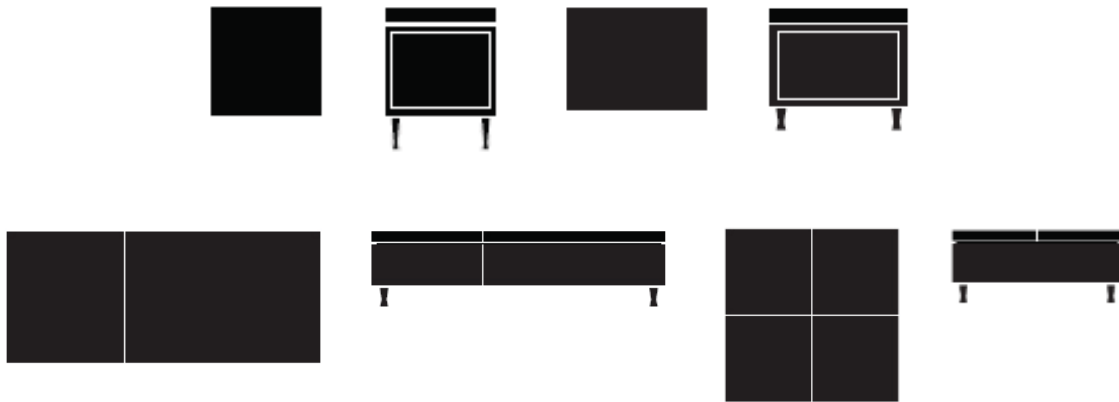
Coordinates with Tuxi lounge and bench series. 3cm Absolute Black granite top floating above recessed aluminum reveal. Tapered aluminum legs

Designer: Andrew Gower

Specify: Top option and wood finish on maple.

- A Veneer
- B Wilsonart Standard Black Laminate
- C Wilsonart Standard Laminate
- D (3cm) Absolute Black Granite Top

	W	D	H		A	B	C	D
67101	18"	18"	21"	Square	1240	1277	1314	1760
67102	24"	18"	21"	Rectangular	1276	1314	1353	2007
67103	22"	22"	21"	Square	1329	1369	1409	2164
67104	48"	20"	16"	Rectangular	1702	1753	1804	3222
67105	36"	36"	16"	Square	1856	1912	1967	3916



Ventura

6850


Coordinates with Ventura lounge and bench series.

Designer: Andrew Gower

Specify:

- A Veneer
- B Wilsonart Standard Black Laminate
- C Wilsonart Standard Laminate
- D (2cm) Absolute Black Granite Top

	W	D	H		A	B	C	D
68501	18"	18"	21"	Square	1359	1400	1442	1806



CHARLES ALAN



Healthcare

Healthcare Features

Sovereign & Winston Series

The Sovereign and Winston Series successfully integrate form and function into a complete offering of patient chairs, lounge, sleepers, recliners, tables, benches, dining chairs, modular seating, table units, banquettes and custom.

Nubax® Option for Patient Chair

Charles Alan is the only Healthcare manufacturer in the United States to incorporate the NuBax patented seating technology in the Sovereign and Winston patient chairs, as an option. The technology encourages optimal seating posture by maintaining the natural curvature of the spine.

NuBax® Technology Provides:

- ✓ Enhanced Comfort
- ✓ Improved Blood Flow
- ✓ Reduced Muscle Fatigue
- ✓ Reduced Lower Back Pain
- ✓ Safer and Improved Occupant Postural Position

The patented NuBax technology is a system utilizing foams of varying shape and density within the base cushion to subtly support and tilt the pelvis, allowing the spine to adopt it's natural "S" shaped lordotic curve.

www.nubax.com

Healthcare Anti-Microbial Finish

All exposed hardwoods of Charles Alan healthcare products are finished with an anti-microbial polyurethane sealer and topcoat, which meet or exceed AWI standard rating for 2 component urethanes and are VOC & HAPS compliant with ASTM documentation upon request.

All upholstered patient chair wood components are sealed with our standard finish to build in an additional moisture resistant barrier.

The anti-microbial finish is available on any standard product at a 10% NET up-charge.

Clean Out

Patient chairs, recliners, modular seating, side chairs and dining chairs have a built in clean out feature. A space at the back of the seat that allows dirt and debris to be cleaned out or off for easy care and maintenance.

Modular Frame Construction

The patient chairs are engineered so one may detach the frame from the carcass in the field for easy repair or replacement of covers. Using a cordless drill with Phillips bit, a wratchet with a ½" socket or wrench and a flat screwdriver, disassembly takes approximately 5 to 10 minutes. Due to the design of the dust cover, it does not have to be removed and is not in the way of dismantling the chair. For optimal strength in wood joinery, the frames are mortise and tenon or blind dovetail construction. The arms are designed to support for safe ingress and egress. The flow of the arms and the hand rest is inviting and friendly.

Back & Seat Replaceable Cover

The patient chairs come standard with replaceable seat covers. Replaceable back covers are available for an up charge of \$50 NET. Both back and seat replaceable covers are available for the modular seating and dining chairs. The seat covers are an up charge of \$50.00 NET COM per unit and the replaceable back cover with an up charge of \$30.00 NET COM. Replacement seat and | or back covers can be quickly installed on product that originally had replaceable covers. Replacement seat and back covers can be installed on products that were not originally ordered with the replaceable cover option, it would require the removal of staples.

Contrasting Seat & Back

Combination upholstery, (more than one upholstery cover on the same unit) is an option on all the Sovereign and Winston Healthcare products. Pricing for this option is the grade price for the highest-grade

CHARLES ALAN

upholstery selected. If the upholstery covers are the same grade, or are a COM | COL, a 10% NET up charge is applied to the graded price.

Moisture Barrier

An anti-microbial moisture barrier is available at \$35.00 NET per linear yard on all Charles Alan product. Typical of our moisture barrier process is to double upholster the seat top and in-back with moisture barrier sewn into the fabric construction. While these barriers protect an upholstered core, they do not protect the cover fabric from stain. This barrier should not be used with fabrics that have been previously laminated or have inherent anti-microbial characteristics; i.e. Cryptons™. Contact customer service for yardage requirements and scope of application. Moisture barriers do affect the flammability of product and should not be used in areas requiring Cal 133 flame resistance procedures. Please specify specific application requirements.

Foam

All foams are CM (combustion modified) Cal117 in addition to all seat foams being HR (high resilience) HD (high density) from virgin FPF (flexible polyurethane foam). All seats and back foams are covered with a 1oz Cal117 fiber to add crown with the added benefit of being a differential layering material between the cover and foam to ensure the longevity of the upholstered product.

CAL 117 & 133

While Charles Alan makes no claim of flammability of COM(s) or COL(s) all upholstered filling components meet California Bureau of Home Furnishing Technical Bulletin 117 at no up charge and tagged with a law label attached to the dust cover or bottom of each upholstered unit.

Cal 133 Certification

An up charge of \$990 NET per unit in addition to the cost of the unit and any COM(s) | COL(s) is required for each unit to be sent to an independent laboratory for the test burn. If having passed the test an up charge of \$35.00 NET per yard x total yardage per unit covers the cost of double upholstery with a fire barrier sewn with Kevlar™ thread. Cal 133 Certification is a

full-scale burn test that requires that you test every combination of fabric on every piece to be installed. Please allow six weeks for testing.

Cal 133 Compliance

By ordering product Cal 133 compliant Charles Alan Inc. has not been directed to perform any testing. Our product is built to the known industry standards to reduce the flammability of upholstered product incorporating CM (combustion modified) FPF (flexible polyurethane foams) double upholstery with furniture fire barrier blocking material sewn with Kevlar™ thread. An up charge of \$35.00 NET per yard x total yardage per piece builds in redundant layers of flame resistant technology.

Steel Seat Frame

Welded steel seat frames are used on the Winston benches and Sovereign dining chairs, side chairs and modular seating where added strength is needed.

Custom Capabilities

We at Charles Alan embrace customization and hope to work with the customer to realize most needs. Our in-house design staff can help implement small changes to standard product to conversely complete 3-D digital modeling of customized large scale projects. Please contact customer service to discuss scope of change, or project. Allow 48hrs for customer pricing response after receipt of all specifications, drawings, quantities for economies of scale and any other information deemed of value for pricing purposes at which time we will deliver to you a written quote at no charge. We will work closely to turn a custom quote in the minimal timeframe however material sourcing and availability as well as the nomenclature of specific marbles and granites are but just a few examples of the criteria used to develop thorough and accurate costs. Custom orders require a 50% deposit regardless of customer credit worthiness. The deposit must be in hand before production of shop drawings and release to production. Once custom items have received proper sign off(s) no changes or cancellations will be accepted.

Sovereign

HCS

Patient chairs are standard with replaceable seat covers. Both back & seat replaceable covers are available for modular seating & dining chairs.

Designer: Zoose Design, LLC

Patient Chairs

HCSPH - High Back Patient Chair



COM	COL	A	B	C	D	E	F	G	H	I	VICENZA LEATHER
1025	1128	1145	1184	1223	1271	1361	1478	1550	1793	1925	2051
W	D	H	AH	AW	SD	SH					COM Yardage: 3
25.75"	29"	41"	24"	2.25"	20.5"	18"					COL Footage: 54

HCSPH-N - High Back Patient Chair w/ NuBax™



COM	COL	A	B	C	D	E	F	G	H	I	VICENZA LEATHER
1114	1225	1234	1273	1312	1360	1450	1567	1639	1882	2014	2140
W	D	H	AH	AW	SD	SH					COM Yardage: 3
26.25"	29"	41"	24"	1.75"	20.5"	18"					COL Footage: 54

HCSPM - Mid Back Patient Chair



COM	COL	A	B	C	D	E	F	G	H	I	VICENZA LEATHER
1013	1114	1113	1146	1178	1218	1293	1391	1451	1653	1763	1868
W	D	H	AH	AW	SD	SH					COM Yardage: 2.5
25.75"	29"	35.5"	24"	2.25"	20.5"	18"					COL Footage: 45

HCSPM-N - Mid Back Patient Chair w/ NuBax™



COM	COL	A	B	C	D	E	F	G	H	I	VICENZA LEATHER
1102	1212	1202	1235	1267	1307	1382	1480	1540	1742	1852	1957
W	D	H	AH	AW	SD	SH					COM Yardage: 2.5
26.25"	29"	35.5"	24"	1.75"	20.5"	18"					COL Footage: 45

Sovereign

HCS

Patient chairs are standard with replaceable seat covers. Both back & seat replaceable covers are available for modular seating & dining chairs.

Designer: Zoose Design, LLC

Patient Chairs

HCSP9 - Ottoman



COM	COL	A	B	C	D	E	F	G	H	I	VICENZA LEATHER
762	838	802	815	828	844	874	913	937	1018	1062	1104
W	D	H									
26"	24"	18"									
										COM Yardage: 1	
										COL Footage: 18	

Sovereign

HCS

Designer: Zoose Design, LLC

Lounge

HCSL10 - Open Arm Lounge



COM	COL	A	B	C	D	E	F	G	H	I	VICENZA LEATHER
1442	1586	1582	1628	1673	1729	1834	1971	2055	2338	2492	2639
W	D	H	AH	AW	SD	SH					COM Yardage: 3.5
29.5"	34"	32"	24.5"		21"	18"					COL Footage: 63

HCSL1C - Closed Arm Lounge



COM	COL	A	B	C	D	E	F	G	H	I	VICENZA LEATHER
1627	1790	1827	1892	1957	2037	2187	2382	2502	2907	3127	3337
W	D	H	AH	AW	SD	SH					COM Yardage: 5
29.5"	34"	32"	24.5"		21"	18"					COL Footage: 90

HCSL20 - Open Arm Settee



COM	COL	A	B	C	D	E	F	G	H	I	VICENZA LEATHER
2300	2530	2580	2671	2762	2874	3084	3357	3525	4092	4400	4694
W	D	H	AH	AW	SD	SH					COM Yardage: 7
54"	34"	32"	24.5"		21"	18"					COL Footage: 126

HCSL2C - Closed Arm Settee



COM	COL	A	B	C	D	E	F	G	H	I	VICENZA LEATHER
2484	2732	2824	2935	3045	3181	3436	3768	3972	4660	5034	5391
W	D	H	AH	AW	SD	SH					COM Yardage: 8.5
54"	34"	32"	24.5"		21"	18"					COL Footage: 153

Sovereign

HCS

Designer: Zoose Design, LLC

Lounge

HCSL30 - Open Arm Sofa



COM	COL	A	B	C	D	E	F	G	H	I	VICENZA LEATHER	
2667	2934	3067	3197	3327	3487	3787	4177	4417	5227	5667	6087	
W	D	H	AH	AW	SD	SH						COM Yardage: 10
79"	34"	32"	24.5"		21"	18"						COL Footage: 180

HCSL3C - Closed Arm Sofa



COM	COL	A	B	C	D	E	F	G	H	I	VICENZA LEATHER	
2851	3136	3311	3461	3610	3794	4139	4588	4864	5795	6301	6784	
W	D	H	AH	AW	SD	SH						COM Yardage: 11.5
79"	34"	32"	24.5"		21"	18"						COL Footage: 207

Sovereign

HCS

Designer: Zoose Design, LLC

Recliner

HCSRO - Open Arm Recliner, 3 Position



COM	COL	A	B	C	D	E	F	G	H	I	VICENZA LEATHER
2082	2290	2262	2321	2379	2451	2586	2762	2870	3234	3432	3621
W	D	H	AH	AW	SD	SH					COM Yardage: 4.5
28.5"	35"	42"	24.5"		22"	18"					COL Footage: 81

HCSRC - Closed Arm Recliner, 3 Position



COM	COL	A	B	C	D	E	F	G	H	I	VICENZA LEATHER
2140	2354	2370	2445	2520	2612	2784	3008	3146	3612	3865	4116
W	D	H	AH	AW	SD	SH					COM Yardage: 5.75
28.5"	35"	42"	24.5"		22"	18"					COL Footage: 104

HCSRC-M - Closed Arm Lay Flat Recliner with Pneumatic Assist Mechanism



COM	COL	A	B	C	D	E	F	G	H	I	VICENZA LEATHER
3856	4242	4086	4161	4236	4328	4500	4724	4862	5328	5581	5832
W	D	H	AH	AW	SD	SH					COM Yardage: 5.75
28.5"	38"	44.25"			24"						COL Footage: 104

HCSGO - Open Arm Glider



COM	COL	A	B	C	D	E	F	G	H	I	VICENZA LEATHER
1660	1826	1810	1859	1908	1968	2080	2226	2316	2620	2785	2952
W	D	H	AH	AW	SD	SH					COM Yardage: 3.75
28"	35"	42"									COL Footage: 68

Sovereign

HCS

Designer: Zoose Design, LLC

Pull Up

HCSU100 - Open Arm | Open Back Chair



COM	COL	A	B	C	D	E	F	G	H	I	VICENZA LEATHER
1013	1114	1063	1079	1096	1116	1153	1202	1232	1333	1388	1450
W	D	H	AH	AW	SD	SH					COM Yardage: 1.25
24.5"	27"	31.5"	25"		21"	18.5"					COL Footage: 23

HCSU10C - Open Arm | Closed Back Chair



COM	COL	A	B	C	D	E	F	G	H	I	VICENZA LEATHER
1013	1114	1073	1093	1112	1136	1181	1240	1276	1397	1463	1526
W	D	H	AH	AW	SD	SH					COM Yardage: 1.5
24.5"	27"	31.5"	25"		21"	18.5"					COL Footage: 27

HCSU1CC - Closed Arm | Closed Back Chair



COM	COL	A	B	C	D	E	F	G	H	I	VICENZA LEATHER
1080	1188	1170	1199	1229	1265	1332	1420	1474	1656	1755	1859
W	D	H	AH	AW	SD	SH					COM Yardage: 2.25
24.5"	27"	31.5"	25"		21"	18.5"					COL Footage: 41

HCSU1CO - Closed Arm | Open Back Chair



COM	COL	A	B	C	D	E	F	G	H	I	VICENZA LEATHER
1080	1188	1160	1186	1212	1244	1304	1382	1430	1592	1680	1764
W	D	H	AH	AW	SD	SH					COM Yardage: 2
24.5"	27"	31.5"	25"		21"	18.5"					COL Footage: 36

Sovereign

HCS

Designer: Zoose Design, LLC

Pull Up

HCSU200 - Open Arm | Open Back Settee



COM	COL	A	B	C	D	E	F	G	H	I	VICENZA LEATHER	
1496	1646	1606	1642	1678	1722	1804	1911	1977	2200	2321	2446	
W	D	H	AH	AW	SD	SH						COM Yardage: 2.75
46"	27"	31.5"	25"		21"	18.5"						COL Footage: 50

HCSU20C - Open Arm | Closed Back Settee



COM	COL	A	B	C	D	E	F	G	H	I	VICENZA LEATHER	
1496	1646	1616	1655	1694	1742	1832	1949	2021	2264	2396	2522	
W	D	H	AH	AW	SD	SH						COM Yardage: 3
46"	27"	31.5"	25"		21"	18.5"						COL Footage: 54

HCSU2CC - Closed Arm | Closed Back Settee



COM	COL	A	B	C	D	E	F	G	H	I	VICENZA LEATHER	
1629	1792	1769	1815	1860	1916	2021	2158	2242	2525	2679	2826	
W	D	H	AH	AW	SD	SH						COM Yardage: 3.5
46"	27"	31.5"	25"		21"	18.5"						COL Footage: 63

HCSU2CO - Closed Arm | Open Back Settee



COM	COL	A	B	C	D	E	F	G	H	I	VICENZA LEATHER	
1562	1718	1692	1734	1777	1829	1926	2053	2131	2394	2537	2683	
W	D	H	AH	AW	SD	SH						COM Yardage: 3.25
46"	27"	31.5"	25"		21"	18.5"						COL Footage: 59

Sovereign

HCS

Designer: Zoose Design, LLC

Benches

HCSB1 - Single



COM	COL	A	B	C	D	E	F	G	H	I	VICENZA LEATHER
762	838	802	815	828	844	874	913	937	1018	1062	1104

W	D	H	COM Yardage: 1
26"	24"	18"	COL Footage: 18

HCSB2 - Double



COM	COL	A	B	C	D	E	F	G	H	I	VICENZA LEATHER
1284	1412	1344	1364	1383	1407	1452	1511	1547	1668	1734	1797

W	D	H	COM Yardage: 1.5
48"	24"	18"	COL Footage: 27

HCSB2 - Triple



COM	COL	A	B	C	D	E	F	G	H	I	VICENZA LEATHER
1624	1786	1714	1743	1773	1809	1876	1964	2018	2200	2299	2403

W	D	H	COM Yardage: 2.25
70"	24"	18"	COL Footage: 41

Sovereign

HCS

Designer: Zoose Design, LLC

- A Veneer
- B Wilsonart Standard Black Laminate
- C Wilsonart Standard Laminate
- D (2cm) Absolute Black Granite Top

Tables

	W	D	H		A	B	C	D
HCST1	22"	22"	23"	Square	880	906	933	1384
HCST2	36"	36"	17"	Square	1147	1181	1216	2733
HCST3	23"	56"	17"	Rectangular	1251	1289	1328	2636
HCST4	16"	60"	30"	Rectangular	1302	1341	1381	2816



Sovereign

HCS

Coordinates with the Sovereign lounge, side chair, bench and table series. Both back & seat replaceable covers are available for modular seating. Modular seating is always specified from left to right facing. Modular units are available in several configurations. Final layout and floor plan must be submitted.

Designer: Zoose Design, LLC

Modular

HCSMSO - Modular Seat Open Back



COM	COL	A	B	C	D	E	F	G	H	I	VICENZA LEATHER	
632	695	682	698	715	735	772	821	851	952	1007	1069	
W	D	H	AH	AW	SD	SH						COM Yardage: 1.25
21"	27"	31.5"	25"	1.75"	21"	18.5"						COL Footage: 23

HCSMSC - Modular Seat Closed Back



COM	COL	A	B	C	D	E	F	G	H	I	VICENZA LEATHER	
632	695	692	712	731	755	800	859	895	1016	1082	1145	
W	D	H	AH	AW	SD	SH						COM Yardage: 1.5
21"	27"	31.5"	25"	1.75"	21"	18.5"						COL Footage: 27

HCSMALO - Modular Left Arm Open



COM											
193											
AH	AW										
25"	1.75"										

HCSMACO - Modular Center Arm Open



COM											
193											
AH	AW										
25"	1.75"										

Sovereign

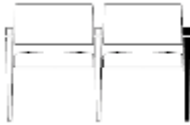
HCS

Coordinates with the Sovereign lounge, side chair, bench and table series. Both back & seat replaceable covers are available for modular seating. Modular seating is always specified from left to right facing. Modular units are available in several configurations. Final layout and floor plan must be submitted.

Designer: Zoose Design, LLC

Modular

HCSMARO - Modular Right Arm Open



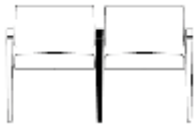
COM	
193	
AH	AW
25"	1.75"

HCSMALC - Modular Left Arm Closed



COM	COL	A	B	C	D	E	F	G	H	I	VICENZA LEATHER
260	286	280	287	293	301	316	336	348	388	410	431
AH	AW										COM Yardage: 0.5
25"	1.75"										COL Footage: 9

HCSMACC - Modular Center Arm Closed



COM	COL	A	B	C	D	E	F	G	H	I	VICENZA LEATHER
260	286	280	287	293	301	316	336	348	388	410	431
AH	AW										COM Yardage: 0.5
25"	1.75"										COL Footage: 9

HCSMARC - Modular Right Arm Closed



COM	COL	A	B	C	D	E	F	G	H	I	VICENZA LEATHER
260	286	280	287	293	301	316	336	348	388	410	431
AH	AW										COM Yardage: 0.5
25"	1.75"										COL Footage: 9

Sovereign

HCS

Coordinates with the Sovereign lounge, side chair, bench and table series. Both back & seat replaceable covers are available for modular seating. Modular seating is always specified from left to right facing. Modular units are available in several configurations. Final layout and floor plan must be submitted.

Designer: Zoose Design, LLC

Modular

HCSM200 - Modular Two Seat Unit | Open Arm & Open Back



COM	COL	A	B	C	D	E	F	G	H	I	VICENZA LEATHER
1843	2027	1943	1976	2008	2048	2123	2221	2281	2483	2593	2698
W	D	H	AH	AW	SD	SH					COM Yardage: 2.5
47.25"	27"	31.5"	25"		21"	18.5"					COL Footage: 45

HCSM300 - Modular Three Seat Unit | Open Arm & Open Back



COM	COL	A	B	C	D	E	F	G	H	I	VICENZA LEATHER
2668	2935	2818	2867	2916	2976	3088	3234	3324	3628	3793	3960
W	D	H	AH	AW	SD	SH					COM Yardage: 3.75
70"	27"	31.5"	25"		21"	18.5"					COL Footage: 68

HCSM20C - Modular Two Seat Unit - Open Arm | Closed Back



COM	COL	A	B	C	D	E	F	G	H	I	VICENZA LEATHER
1843	2027	1963	2002	2041	2089	2179	2296	2368	2611	2743	2869
W	D	H	AH	AW	SD	SH					COM Yardage: 3
47.25"	27"	31.5"	25"		21"	18.5"					COL Footage: 54

HCSM30C - Modular Three Seat Unit - Open Arm | Closed Back



COM	COL	A	B	C	D	E	F	G	H	I	VICENZA LEATHER
2668	2935	2848	2907	2965	3037	3172	3348	3456	3820	4018	4207
W	D	H	AH	AW	SD	SH					COM Yardage: 4.5
70"	27"	31.5"	25"		21"	18.5"					COL Footage: 81

Sovereign

HCS

Coordinates with the Sovereign lounge, side chair, bench and table series. Both back & seat replaceable covers are available for modular seating. Modular seating is always specified from left to right facing. Modular units are available in several configurations. Final layout and floor plan must be submitted.

Designer: Zoose Design, LLC

Modular

HCSM2CC - Modular Two Seat Unit | Closed Arm & Closed Back



COM	COL	A	B	C	D	E	F	G	H	I	VICENZA LEATHER
2044	2248	2214	2269	2325	2393	2520	2686	2788	3132	3319	3507
W	D	H	AH	AW	SD	SH					COM Yardage: 4.25
47.25"	27"	31.5"	25"		21"	18.5"					COL Footage: 77

HCSM3CC - Modular Three Seat Unit | Closed Arm & Closed Back



COM	COL	A	B	C	D	E	F	G	H	I	VICENZA LEATHER
2936	3230	3186	3267	3349	3449	3636	3880	4030	4536	4811	5083
W	D	H	AH	AW	SD	SH					COM Yardage: 6.25
70"	27"	31.5"	25"		21"	18.5"					COL Footage: 113

HCSM2CO - Modular Two Seat Unit - Closed Arm | Open Back



COM	COL	A	B	C	D	E	F	G	H	I	VICENZA LEATHER
2044	2248	2194	2243	2292	2352	2464	2610	2700	3004	3169	3336
W	D	H	AH	AW	SD	SH					COM Yardage: 3.75
47.25"	27"	31.5"	25"		21"	18.5"					COL Footage: 68

HCSM3CO - Modular Three Seat Unit - Closed Arm | Open Back



COM	COL	A	B	C	D	E	F	G	H	I	VICENZA LEATHER
2936	3230	3156	3228	3299	3387	3552	3767	3899	4344	4586	4817
W	D	H	AH	AW	SD	SH					COM Yardage: 5.5
70"	27"	31.5"	25"		21"	18.5"					COL Footage: 99

Sovereign

HCS

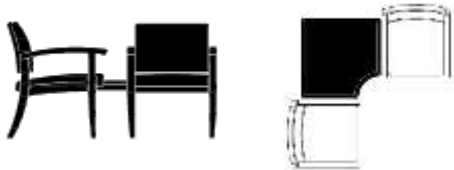
Coordinates with the Sovereign lounge, side chair, bench and table series. Both back & seat replaceable covers are available for modular seating. Modular seating is always specified from left to right facing. Modular units are available in several configurations. Final layout and floor plan must be submitted.

Designer: Zoose Design, LLC

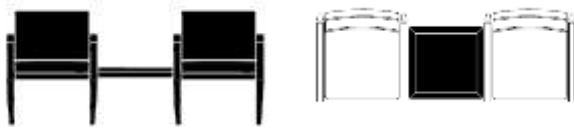
Modular

W Wood Veneer
 BL Wilsonart Standard Black Laminate
 WL Wilsonart Standard Laminate

	W	D	H		W	BL	WL
HCSMTC	30"	30"	16"	Modular Corner Table	665	685	706



	W	D	H		W	BL	WL
HCSMTM	21"	21"	16"	Modular Middle Table	513	528	544



	W	D	H		W	BL	WL
HCSMTL	21"	21"	16"	Modular Left End Table	562	579	596



	W	D	H		W	BL	WL
HCSMTR	21"	21"	16"	Modular Right End Table	562	579	596



Winston

HCW

Designer: Zoose Design, LLC

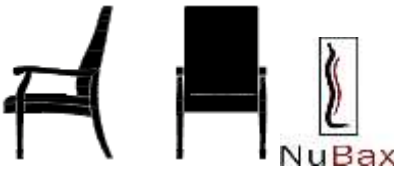
Patient Chairs

HCWPH - High Back Patient Chair



COM	COL	A	B	C	D	E	F	G	H	I	VICENZA LEATHER
1127	1240	1247	1286	1325	1373	1463	1580	1652	1895	2027	2153
W	D	H	AH	AW	SD	SH					COM Yardage: 3
23"	29"	42.5"	25"		19"	18"					COL Footage: 54

HCWPH-N - High Back Patient Chair w/ NuBax™



COM	COL	A	B	C	D	E	F	G	H	I	VICENZA LEATHER
1215	1337	1335	1374	1413	1461	1551	1668	1740	1983	2115	2241
W	D	H	AH	AW	SD	SH					COM Yardage: 3
23"	29"	42.5"	25"		19"	18"					COL Footage: 54

HCWPM - Mid Back Patient Chair



COM	COL	A	B	C	D	E	F	G	H	I	VICENZA LEATHER
1090	1199	1190	1223	1255	1295	1370	1468	1528	1730	1840	1945
W	D	H	AH	AW	SD	SH					COM Yardage: 2.5
23"	29"	35.5"	25"		19"	18"					COL Footage: 45

HCWPM-N - Mid Back Patient Chair w/ NuBax™



COM	COL	A	B	C	D	E	F	G	H	I	VICENZA LEATHER
1179	1297	1279	1312	1344	1384	1459	1557	1617	1819	1929	2034
W	D	H	AH	AW	SD	SH					COM Yardage: 2.5
23"	29"	35.5"	25"		19"	18"					COL Footage: 45

Winston

HCW

Designer: Zoose Design, LLC

Patient Chairs

HCWP9 - Ottoman



COM	COL	A	B	C	D	E	F	G	H	I	VICENZA LEATHER	
871	958	911	924	937	953	983	1022	1046	1127	1171	1213	
W	D	H										COM Yardage: 1
25"	22.5"	18"										COL Footage: 18

Winston

HCW

Designer: Zoose Design, LLC

Lounge

HCWL10 - Open Arm Lounge




COM	COL	A	B	C	D	E	F	G	H	I	VICENZA LEATHER
1471	1618	1611	1657	1702	1758	1863	2000	2084	2367	2521	2668
W	D	H	AH	AW	SD	SH					COM Yardage: 3.5
29.5"	33"	32.5"	24.5"		21"	18"					COL Footage: 63

HCWL1C - Closed Arm Lounge



COM	COL	A	B	C	D	E	F	G	H	I	VICENZA LEATHER
1633	1796	1833	1898	1963	2043	2193	2388	2508	2913	3133	3343
W	D	H	AH	AW	SD	SH					COM Yardage: 5
29.5"	33"	32.5"	24.5"		21"	18"					COL Footage: 90

HCWL20 - Open Arm Settee



COM	COL	A	B	C	D	E	F	G	H	I	VICENZA LEATHER
2379	2617	2659	2750	2841	2953	3163	3436	3604	4171	4479	4773
W	D	H	AH	AW	SD	SH					COM Yardage: 7
54"	33"	32.5"	24.5"		21"	18"					COL Footage: 126

HCWL2C - Closed Arm Settee



COM	COL	A	B	C	D	E	F	G	H	I	VICENZA LEATHER
2562	2818	2902	3013	3123	3259	3514	3846	4050	4738	5112	5469
W	D	H	AH	AW	SD	SH					COM Yardage: 8.5
54"	33"	32.5"	24.5"		21"	18"					COL Footage: 153

Winston

HCW

Designer: Zoose Design, LLC

Lounge

HCWL30 - Open Arm Sofa



COM	COL	A	B	C	D	E	F	G	H	I	VICENZA LEATHER	
2869	3156	3269	3399	3529	3689	3989	4379	4619	5429	5869	6289	
W	D	H	AH	AW	SD	SH						COM Yardage: 10
79"	33"	32.5"	24.5"		21"	18"						COL Footage: 180

HCWL3C - Closed Arm Sofa



COM	COL	A	B	C	D	E	F	G	H	I	VICENZA LEATHER	
3054	3359	3514	3664	3813	3997	4342	4791	5067	5998	6504	6987	
W	D	H	AH	AW	SD	SH						COM Yardage: 11.5
79"	33"	32.5"	24.5"		21"	18"						COL Footage: 207

Winston

HCW

Designer: Zoose Design, LLC

Recliner

HCWRO - Open Arm Recliner, 3 Position



COM	COL	A	B	C	D	E	F	G	H	I	VICENZA LEATHER
2136	2350	2316	2375	2433	2505	2640	2816	2924	3288	3486	3675
W	D	H	AH	AW	SD	SH					COM Yardage: 4.5
28"	35"	42"	24.5"		22"	18"					COL Footage: 81

HCWRC - Closed Arm Recliner, 3 Position



COM	COL	A	B	C	D	E	F	G	H	I	VICENZA LEATHER
2173	2390	2403	2478	2553	2645	2817	3041	3179	3645	3898	4149
W	D	H	AH	AW	SD	SH					COM Yardage: 5.75
28"	35"	42"	24.5"		22"	18"					COL Footage: 104

HCWRC-M - Closed Arm Lay Flat Recliner with Pneumatic Assist Mechanism



COM	COL	A	B	C	D	E	F	G	H	I	VICENZA LEATHER
3886	4275	4116	4191	4266	4358	4530	4754	4892	5358	5611	5862
W	D	H	AH	AW	SD	SH					COM Yardage: 5.75
28"	38"	44.25"			24"						COL Footage: 104

HCWGO - Open Arm Glider



COM	COL	A	B	C	D	E	F	G	H	I	VICENZA LEATHER
1690	1859	1840	1889	1938	1998	2110	2256	2346	2650	2815	2982
W	D	H	AH	AW	SD	SH					COM Yardage: 3.75
28"	35"	42"									COL Footage: 68

Winston

HCW

Designer: Zoose Design, LLC

Pull Up

HCWU100 - Open Arm | Open Back Chair



COM	COL	A	B	C	D	E	F	G	H	I	VICENZA LEATHER
1000	1100	1050	1066	1083	1103	1140	1189	1219	1320	1375	1437
W	D	H	AH	AW	SD	SH					COM Yardage: 1.25
23.75"	27.5"	32.5"	25.5"		20"	18"					COL Footage: 23

HCWU10C - Open Arm | Closed Back Chair



COM	COL	A	B	C	D	E	F	G	H	I	VICENZA LEATHER
1000	1100	1060	1080	1099	1123	1168	1227	1263	1384	1450	1513
W	D	H	AH	AW	SD	SH					COM Yardage: 1.5
23.75"	27.5"	32.5"	25.5"		20"	18"					COL Footage: 27

HCWU1CC - Closed Arm | Closed Back Chair



COM	COL	A	B	C	D	E	F	G	H	I	VICENZA LEATHER
1133	1246	1233	1266	1298	1338	1413	1511	1571	1773	1883	1912
W	D	H	AH	AW	SD	SH					COM Yardage: 2.5
23.75"	27.5"	32.5"	25.5"		20"	18"					COL Footage: 41

HCWU1CO - Closed Arm | Open Back Chair



COM	COL	A	B	C	D	E	F	G	H	I	VICENZA LEATHER
1133	1246	1213	1239	1265	1297	1357	1435	1483	1645	1733	1817
W	D	H	AH	AW	SD	SH					COM Yardage: 2
23.75"	27.5"	32.5"	25.5"		20"	18"					COL Footage: 36

Winston

HCW

Designer: Zoose Design, LLC

Pull Up

HCWU200 - Open Arm | Open Back Settee



COM	COL	A	B	C	D	E	F	G	H	I	VICENZA LEATHER
1500	1650	1610	1646	1682	1726	1808	1915	1981	2204	2325	2450
W	D	H	AH	AW	SD	SH					COM Yardage: 2.75
43.5"	27.5"	32.5"	25.5"		20"	18"					COL Footage: 50

HCWU20C - Open Arm | Closed Back Settee



COM	COL	A	B	C	D	E	F	G	H	I	VICENZA LEATHER
1500	1650	1620	1659	1698	1746	1836	1953	2025	2268	2400	2526
W	D	H	AH	AW	SD	SH					COM Yardage: 3
43.5"	27.5"	32.5"	25.5"		20"	18"					COL Footage: 54

HCWU2CC - Closed Arm | Closed Back Settee



COM	COL	A	B	C	D	E	F	G	H	I	VICENZA LEATHER
1633	1796	1773	1819	1864	1920	2025	2162	2246	2529	2683	2830
W	D	H	AH	AW	SD	SH					COM Yardage: 3.5
43.5"	27.5"	32.5"	25.5"		20"	18"					COL Footage: 63

HCWU2CO - Closed Arm | Open Back Settee



COM	COL	A	B	C	D	E	F	G	H	I	VICENZA LEATHER
1633	1796	1763	1805	1848	1900	1997	2124	2202	2465	2608	2754
W	D	H	AH	AW	SD	SH					COM Yardage: 3.25
43.5"	27.5"	32.5"	25.5"		20"	18"					COL Footage: 59

Winston

HCW

Designer: Zoose Design, LLC

Benches

HCWB1 - Single



COM	COL	A	B	C	D	E	F	G	H	I	VICENZA LEATHER
871	958	911	924	937	953	983	1022	1046	1127	1171	1213

W	D	H									COM Yardage: 1
25"	22.5"	18"									COL Footage: 18

HCWB2 - Double



COM	COL	A	B	C	D	E	F	G	H	I	VICENZA LEATHER
1416	1558	1476	1496	1515	1539	1584	1643	1679	1800	1866	1929

W	D	H									COM Yardage: 1.5
47"	22.5"	18"									COL Footage: 27

HCWB2 - Triple



COM	COL	A	B	C	D	E	F	G	H	I	VICENZA LEATHER
1771	1948	1861	1890	1920	1956	2023	2111	2165	2347	2446	2550

W	D	H									COM Yardage: 2.25
69"	22.5"	18"									COL Footage: 41

Winston

HCW

Designer: Zoose Design, LLC

- A Veneer
- B Wilsonart Standard Black Laminate
- C Wilsonart Standard Laminate
- D (2cm) Absolute Black Granite Top

Tables

	W	D	H		A	B	C	D
HCWT1	22"	22"	22"	Square	924	952	980	1429
HCWT2	36"	36"	16"	Square	1204	1240	1277	2871
HCWT3	24"	54"	16"	Rectangular	1313	1352	1393	2767
HCWT4	18"	26"	22"	Rectangular	938	966	995	1520



Winston

HCW

Designer: Zoose Design, LLC

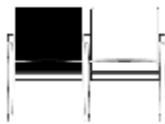
Modular

HCWMSO - Modular Seat Open Back



COM	COL	A	B	C	D	E	F	G	H	I	VICENZA LEATHER
632	695	682	698	715	735	772	821	851	952	1007	1069
W	D	H	AH	AW	SD	SH	COM Yardage: 1.25				
20"	27.5"	32.5"	25.5"		20"	18"	COL Footage: 23				

HCWMSC - Modular Seat Closed Back



COM	COL	A	B	C	D	E	F	G	H	I	VICENZA LEATHER
632	695	692	712	731	755	800	859	895	1016	1082	1145
W	D	H	AH	AW	SD	SH	COM Yardage: 1.5				
20"	27.5"	32.5"	25.5"		20"	18"	COL Footage: 27				

HCWMALO - Modular Left Arm Open



COM											
195											
AH	AW										
25.5"	1.75"										

HCWMACO - Modular Center Arm Open



COM											
195											
AH	AW										
25.5"	1.75"										

Winston

HCW

Designer: Zoose Design, LLC

Modular

HCWMARO - Modular Right Arm Open



COM

195

AH AW
25.5" 1.75"

HCWMALC - Modular Left Arm Closed



COM	COL	A	B	C	D	E	F	G	H	I	VICENZA LEATHER
262	288	282	289	295	303	318	338	350	390	412	433

AH AW
25.5" 1.75"

COM Yardage: 0.5
COL Footage: 9

HCWMAAC - Modular Center Arm Closed



COM	COL	A	B	C	D	E	F	G	H	I	VICENZA LEATHER
262	288	282	289	295	303	318	338	350	390	412	433

AH AW
25.5" 1.75"

COM Yardage: 0.5
COL Footage: 9

HCWMARC - Modular Right Arm Closed



COM	COL	A	B	C	D	E	F	G	H	I	VICENZA LEATHER
262	288	282	289	295	303	318	338	350	390	412	433

AH AW
25.5" 1.75"

COM Yardage: 0.5
COL Footage: 9

Winston

HCW

Designer: Zoose Design, LLC

Modular

HCWM200 - Modular Two Seat Unit | Open Arm & Open Back



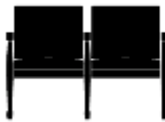
COM	COL	A	B	C	D	E	F	G	H	I	VICENZA LEATHER
1849	2034	1949	1982	2014	2054	2129	2227	2287	2489	2599	2704
W	D	H	AH	AW	SD	SH					COM Yardage: 2.5
46"	27.5"	32.5"	25.5"		20"	18"					COL Footage: 45

HCWM300 - Modular Three Seat Unit | Open Arm & Open Back



COM	COL	A	B	C	D	E	F	G	H	I	VICENZA LEATHER
2676	2944	2826	2875	2924	2984	3096	3242	3332	3636	3801	3968
W	D	H	AH	AW	SD	SH					COM Yardage: 3.75
68"	27.5"	32.5"	25.5"		20"	18"					COL Footage: 68

HCWM20C - Modular Two Seat Unit - Open Arm | Closed Back



COM	COL	A	B	C	D	E	F	G	H	I	VICENZA LEATHER
1849	2034	1969	2008	2047	2095	2185	2302	2374	2617	2749	2875
W	D	H	AH	AW	SD	SH					COM Yardage: 3
46"	27.5"	32.5"	25.5"		20"	18"					COL Footage: 54

HCWM30C - Modular Three Seat Unit - Open Arm | Closed Back



COM	COL	A	B	C	D	E	F	G	H	I	VICENZA LEATHER
2676	2944	2856	2915	2973	3045	3180	3356	3464	3828	4026	4215
W	D	H	AH	AW	SD	SH					COM Yardage: 4.5
68"	27.5"	32.5"	25.5"		20"	18"					COL Footage: 81

Winston

HCW

Designer: Zoose Design, LLC

Modular

HCWM2CC - Modular Two Seat Unit | Closed Arm & Closed Back



COM	COL	A	B	C	D	E	F	G	H	I	VICENZA LEATHER
2050	2255	2220	2275	2331	2399	2526	2692	2794	3138	3325	3513
W	D	H	AH	AW	SD	SH					COM Yardage: 4.25
46"	27.5"	32.5"	25.5"		20"	18"					COL Footage: 77

HCWM3CC - Modular Three Seat Unit | Closed Arm & Closed Back



COM	COL	A	B	C	D	E	F	G	H	I	VICENZA LEATHER
2944	3238	3194	3275	3357	3457	3644	3888	4038	4544	4819	5091
W	D	H	AH	AW	SD	SH					COM Yardage: 6.25
68"	27.5"	32.5"	25.5"		20"	18"					COL Footage: 113

HCWM2CO - Modular Two Seat Unit - Closed Arm | Open Back



COM	COL	A	B	C	D	E	F	G	H	I	VICENZA LEATHER
2050	2255	2200	2249	2298	2358	2470	2616	2706	3010	3175	3342
W	D	H	AH	AW	SD	SH					COM Yardage: 3.75
46"	27.5"	32.5"	25.5"		20"	18"					COL Footage: 68

HCWM3CO - Modular Three Seat Unit - Closed Arm | Open Back



COM	COL	A	B	C	D	E	F	G	H	I	VICENZA LEATHER
2944	3238	3164	3236	3307	3395	3560	3775	3907	4352	4594	4825
W	D	H	AH	AW	SD	SH					COM Yardage: 5.5
68"	27.5"	32.5"	25.5"		20"	18"					COL Footage: 99

Winston

HCW

Designer: Zoose Design, LLC

Modular

W Wood Veneer
 BL Wilsonart Standard Black Laminate
 WL Wilsonart Standard Laminate

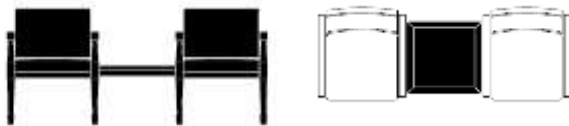
HCWMTC W D H Modular Corner Table

W	BL	WL
700	721	743



HCWMTM W D H Modular Middle Table

W	BL	WL
587	605	623



HCWMTL W D H Modular Left End Table

W	BL	WL
636	655	675



HCWMTR W D H Modular Right End Table

W	BL	WL
636	655	675

